

Model MKFT 240 | Dynamic climate chambers for rapid temperature changes with humidity control and extended low temperature range

The BINDER MKFT series environmental simulation chamber for low temperature alternating climate profiles is the specialist for dynamic alternating climate change between -70 °C and 180 °C. Large performance reserves and rapid cooling make the MKFT environmental simulation chamber the high-end product for complex standards-based climate tests.

BENEFITS

- Homogeneous climate conditions thanks to APT.line™ technology
- Automatic water and wastewater management
- Pressure humidification with fast response times
- Comprehensive programming and data acquisition
- Large heated viewing window



Model 240



Model 240

MAIN FEATURES

- Temperature range: -70 °C to +180 °C
- Humidity range: 10 % to 98 % RH
- Integrated water-storage tank, 20 liters
- 4 zero-voltage relay contacts
- APT.line™ preheating chamber technology
- Programmable condensation protection for test material
- Intuitive touchscreen controller with time-segment and real-time programming
- Internal data logger, measured values can be read out in open format via USB
- Heated viewing window with LED interior lighting
- Humidity regulation with capacitive humidity sensor and vapor humidification
- BINDER Multi Management Software APT-COM™ Basic Edition
- Troubleshooting system with visual and audible alarms
- Class 2 independent adjustable temperature safety device (DIN 12880) with visual alarm
- Access port with silicone plug: 50 mm, left
- 4 castors, two with brakes
- Computer interface: Ethernet
- 230 V power socket on the right-side control panel
- Adjustable ramp function
- Integrated chart recorder
- Real-time clock
- Door heating
- Alarm notification in the event of insufficient water in fresh water tank
- 1 stainless steel rack
- Complete safety connection kit for water supply and drainage, up to 1 m in height
- Inner chamber made of stainless steel
- CFC-free refrigerants R-452A and R-23
- Cooling with cascade compressor cooling unit

ORDERING INFORMATION

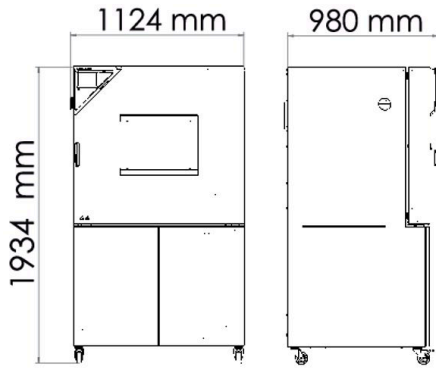
Interior volume [L]	Voltage	Option model	Version	Art.-No.
228	400 V 3~ ph 50 Hz	Standard	MKFT240-400V	9020-0383
	480 V 3~ ph 60 Hz	with voltage and frequency converter	MKFT240-480V-C	9020-0361

TECHNICAL DATA

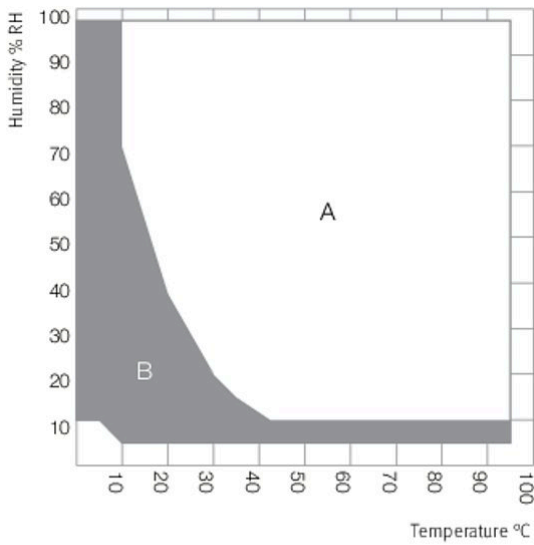
Description	MKFT240-400V ¹	MKFT240-480V-C ¹
Article Number	9020-0383	9020-0361
Performance Data Temperature		
Temperature range	-70...180	-70...180
Temperature variation depending on setpoint [± K]	0.2...1.8	0.2...1.8
Temperature fluctuation depending on setpoint [± K]	0.1...0.5	0.1...0.5
Average heating-up rate according to IEC 60068-3-5 [K/min]	5	5
Average cooling down time according to IEC 60068-3-5 [K/min]	4.2	4.2
Max. heat compensation at 25 °C [W]	3000	3000
Performance Data Climate		
Temperature range [°C]	10...95	10...95
Temperature fluctuation depending on setpoint [± K]	0.1...1.5	0.1...1.5
Humidity range [% RH]	10...98	10...98
Humidity fluctuation depending on setpoint	≤2,5 ± % RH	≤2,5 ± % RH
Dew point temperature range [°C]	5...94	5...94
Electrical data		
Rated Voltage [V]	400	480
Power frequency [Hz]	50	60
Nominal power [kW]	6	6
Unit fuse [A]	16	16
Phase (Nominal voltage)	3~	3~
Measures		
Interior volume [L]	228	228
Net weight of the unit (empty) [kg]	415	579
Permitted load [kg]	70	70
Load per rack [kg]	30	30
Viewing window width [mm]	508	508
Viewing window height [mm]	300	300
Wall clearance back [mm]	300	300
Wall clearance sidewise [mm]	200	200
Internal Dimensions		
Width [mm]	735	735
Height [mm]	700	700
Depth [mm]	443	443
Doors		
Unit doors	1	1
Housing dimensions not incl. fittings and connections		
Width net [mm]	1115	1115
Height net [mm]	1940	1940
Depth net [mm]	925	925
Environment-specific data		
Sound-pressure level [dB(A)]	67	70
Fixtures		
Number of shelves (std./max.)	1/6	1/6

1 All technical data is specified for unloaded units with standard equipment at an ambient temperature of +22 °C ±3 °C and a power supply voltage fluctuation of ±10 %. The temperature data is determined in accordance to BINDER factory standard following DIN 12880, observing the recommended wall clearances of 10 % of the height, width, and depth of the inner chamber. Technical data refers to 100 % fan speed. All indications are average values, typical for units produced in series. We reserve the right to change technical specifications at any time.

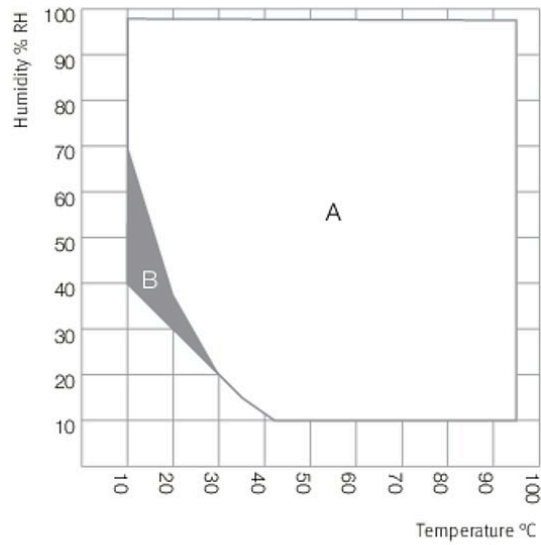
DIMENSIONS incl. fittings and connections [mm]



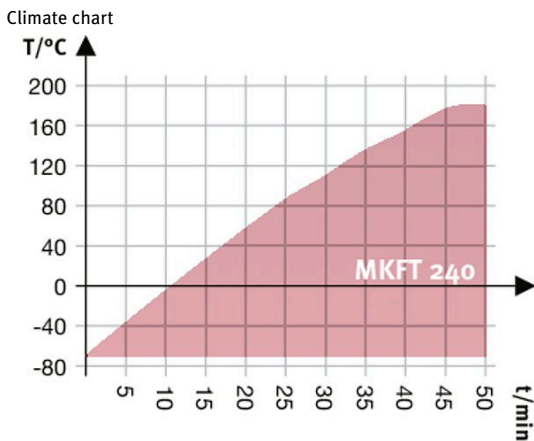
CHARTS



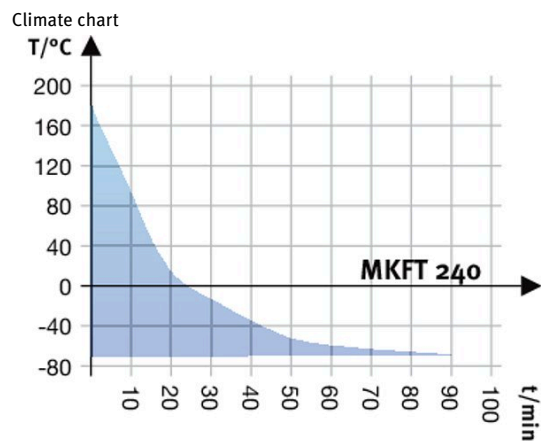
A: Standard Climate range
B: Extended range with dry-air purge



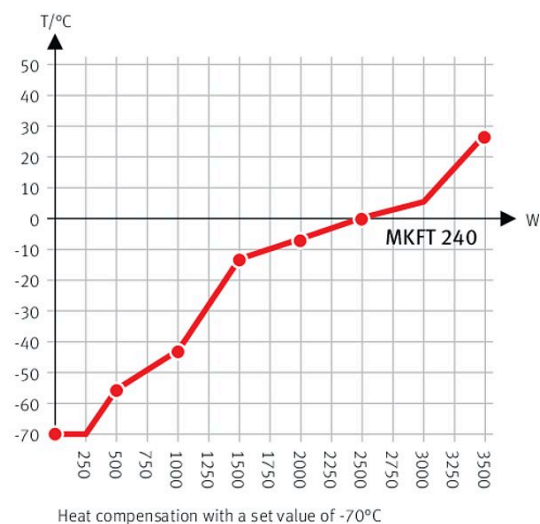
A: Standard Climate range
B: Time-limited operation (max. 24 hours)



Heating up rate



Cooling down rate



Heat compensation chart

OPTIONS

Designation	Description	*	Art.-No.
	left		
	30 mm	01	8012-0509
	50 mm	01	8012-0511
	80 mm	01	8012-0513
	100 mm	01	8012-0836
	125 mm	01	8012-0533
	right		
Access port with silicone plug	30 mm	01	8012-0508
	50 mm	01	8012-0510
	80 mm	01	8012-0512
	100 mm	01	8012-0835
	125 mm	01	8012-0532
	top		
	80 mm	01	8012-0834
	100 mm	01	8012-0832
	125 mm	01	8012-0833
Analog output 4-20 mA	for temperature and humidity values (output not adjustable)	-	8012-1786
Calibration certificate, expanded	for temperature and humidity; for extending the measurement in center of chamber to include another test value	-	8012-1193
Calibration certificate, temperature	temperature measurement incl. certificate and 27 measuring points at specified temperature	-	8012-1608
	temperature measurement incl. certificate, 15- 18 measuring points at specified temperature	-	8012-1588
	temperature measurement incl. certificate, 9 measuring points at specified temperature	-	8012-1567
Calibration certificate, temperature and humidity	Measurement in center of chamber at 25 °C / 60% RH or at specified test values	-	8012-1187
	temperature (according to DIN12880) and humidity measurement incl. certificate, 27 temperature measuring points and 1 humidity measuring point, at 25 °C / 60 % RH or at specified values	-	8012-1614
Compressed air connection	for the connection to an existing pressurized air network	-	8012-1090
Door lock	lockable door handle	-	8012-1783
Dry-air purge	controlled, incl. connection; suitable for the simulation of current automobile industry standards	-	8012-1871
Notch-type access port	notch-type access port in door, 100 x 35 mm	-	8012-1857

* Notes › See last page

Designation	Description	*	Art.-No.
Pt 100 temperature sensor	additional flexible Pt 100, interior, for displaying the temperature on the unit display	-	8012-1791
RS 485 interface, 2-wire	Additional serial interface can be used parallel to Ethernet, for Multi Management Software APT-COM™	-	8012-1767
Temperature safety device class 2	with visual alarm (DIN 12880)	-	8012-1793
Water circuit	allows condensed water to be reused	-	8012-0785

* Notes › See last page

ACCESSORIES

Designation	Description	*	Art.-No.
APT-COM™ 4 GLP-Edition	for working under GLP-compliant conditions. Measured values are documented in a tamper-proof way in line with the requirements of FDA Regulation 21 CFR 11. version 4, GLP edition	-	9053-0042
APT-COM™ 4 PROFESSIONAL-Edition	convenient unit and user management built on the BASIC edition. Suitable for networking up to 100 units. version 4, PROFESSIONAL edition	-	9053-0040
BINDER PURE AQUA SERVICE	System for preparation or complete desalination of tap water, complete set containing PURE AQUA 300 single-use cartridge, measuring device, and all necessary connecting parts	-	8012-0759
BINDER PURE AQUA SERVICE, accessories	Single-use, replacement cartridge for BINDER PURE AQUA System	-	6011-0165
Data Logger Kit	T 220: For continuous temperature logging from -90 °C to 220 °C. The kit includes 1 data logger, Pt 100 sensor with 2 m extension cable and 1 magnetic fixture for mounting to the BINDER unit	-	8012-0715
pH-neutral detergent	concentrated, for gentle remove of residual contaminants; 1 kg	-	1002-0016
Qualification documents	IQ/OQ documents – supporting documents for validation performed by customers, consisting of: IQ/OQ checklists incl. calibration guide and comprehensive unit documentation; parameters: temperature and humidity values Digital in PDF format	-	7057-0002
	Hard copy inside folder	-	7007-0002
	IQ/OQ/PQ documents – supporting documents for validation performed by customers, according to customer requirements, PQ section added to qualification folder IQ/OQ; parameters: temperature and humidity values Digital in PDF format	-	7057-0006
	Hard copy inside folder	-	7007-0006
Rack	stainless steel	-	6004-0097
Rack accessories	fasteners (1 set of 4) for additional security of racks	-	8012-0620
Rack, reinforced	stainless steel, with fasteners (1 set of 4)	-	8012-0605
RS 485 / RS 422 interface converter	RS 422 cable set and RS 485 / RS 422 interface converter for connection to 10-way plug distributor 115 V option model	-	8012-0599
	230 V option model	-	8012-0589
Shelf, perforated	Stainless steel	-	8009-0447

* Notes › See last page

SERVICES

Designation	Description	*	Art.-No.
Installation services			
Unit commissioning	Connect the unit to the customer-side connections (electricity, water, wastewater, gas), basic functions check, brief operating instructions. (excl.: unpacking, setup, controller instructions, programming, installation work)	05	DL10-0300
Unit instructions	Instruction regarding operating principle and basic functions of the unit, operation of the control electronics including programming	05	DL10-0700
Maintenance services			
Leakage test	Testing and logging of the leak-tightness of systems containing hydrofluorocarbons in accordance with Regulation EC842/2006, incl. test book	05	DL00-0034
Maintenance	Maintenance service in accordance with maintenance schedule. Visual inspection of mechanical and electrical components, testing of all key functions. Calibration of a test temperature specified by the user in center of chamber without certificate	05	DL20-0500

* Notes › See last page

Designation	Description	*	Art.-No.
Calibration services			
Temperature and humidity calibration	Expansion –Temperature and humidity calibration with 1 measuring point in center of chamber with 1 specified pair of values, including certificate	03, 04, 05	DL30-0302
	Temperature and humidity calibration with 1 measuring point in center of chamber with 1 specified pair of values, including certificate	03, 04, 05	DL30-0301
Temperature and humidity measurement according to DIN12880	Temperature measurement in accordance with DIN 12880 with 27 temperature measuring points and 1 humidity measuring point in center of chamber with a pair of values specified by the user, including certificate	03, 04, 05	DL30-0427
Temperature and humidity measurement, 18-1 measuring points	Temperature measurement with 18 temperature measuring points and 1 humidity measuring point in center of chamber with a pair of values specified by the user, including certificate	03, 04, 05	DL30-0318
Temperature and humidity measurement, 27-1 measuring points	Temperature measurement with 27 temperature measuring points and 1 humidity measuring point in center of chamber with a pair of values specified by the user, including certificate	03, 04, 05	DL30-0327
Temperature and humidity measurement, 9-1 measuring points	Temperature measurement with 9 temperature measuring points and 1 humidity measuring point in center of chamber with a pair of values specified by the user, including certificate	03, 04, 05	DL30-0309
Validation services			
Execution of IQ/OQ	Execution of IQ/OQ in accordance with qualification folder	05	DL42-0300
Execution of IQ/OQ/PQ	Execution of IQ/OQ/PQ in accordance with qualification folder	05	DL44-0500
Warranty service			
1-year warranty extension	The warranty is extended by 1 year from the delivery date, wear parts are excluded	–	DL50-0040

* Notes › See last page

NOTES

- 01 Condensation may occur in the area around the access port. Access ports may be placed in custom locations for an additional charge.
- 02 UL mark is not granted when this option is used.
- 03 Sensor calibration is performed in an accredited calibration laboratory.
- 04 Calibration is performed according to the BINDER factory standard.
- 05 Quoted prices do not include travel costs. Please refer to the chapter on BINDER Service for travel costs for your region. Quoted prices for services performed in Switzerland do not include a country-specific added fee (available on request).

BINDER GmbH

Tuttlingen, Germany
TEL +49 7462 2005 0
FAX +49 7462 2005 100
info@binder-world.com
www.binder-world.com



Helago-CZ s.r.o.
Kladská 1082
500 03 Hradec Králové
Tel.: 495 220 229, 495 220 394
Fax: 495 220 154
<http://www.helago-cz.cz>
E-mail: info@helago-cz.cz

BINDER Asia Pacific (Hong Kong) Ltd.

Kowloon, Hong Kong, P.R. China
TEL +852 39070500
FAX +852 39070507
asia@binder-world.com
www.binder-world.com

**BINDER Environmental Testing
Equipment (Shanghai) Co., Ltd.**

Shanghai, P.R. China
TEL +86 21 685 808 25
FAX +86 21 685 808 29
china@binder-world.com
www.binder-world.com

Representative Office for CIS

Moscow, Russia
TEL +7 495 988 15 16
FAX +7 495 988 15 17
russia@binder-world.com
www.binder-world.com

BINDER Inc.

Bohemia, NY, USA
TEL +1 631 224 4340
FAX +1 631 224 4354
usa@binder-world.com
www.binder-world.us