

Equipment for engineering education

Entire programme

Innovative sustainable efficient

The complete GUNT programme with more than 650 devices from all programme areas



PDF version of the catalogue



GUNT Quality Made in Germany

Our excellent product quality, high productivity and extensive know-how means that GUNT is making a significant contribution worldwide in technology education.

At our headquarters in Barsbüttel, near Hamburg 150 highly qualified employees work in a 10,000 m² production and office space. From development and design to production and shipping, everything is located under one roof.

Germany is recognized for its excellent structure for education in technical professions and in engineering. Since 1979 our motto has been:

From Germany to anywhere in the world

Visit our website: www.gunt.de

Imprint

© 2024 G.U.N.T. Gerätebau GmbH

Any reuse, storage, duplication and reproduction of content – even in extracts – is prohibited without the written approval of G.U.N.T. Gerätebau GmbH.

GUNT is a registered trademark. This means GUNT products are protected, and subject to copyright.

No liability can be accepted for any misprints. Subject to change without notice.

Image credits:
GUNT Gerätebau GmbH, manufacturers' photos, Shutterstock.

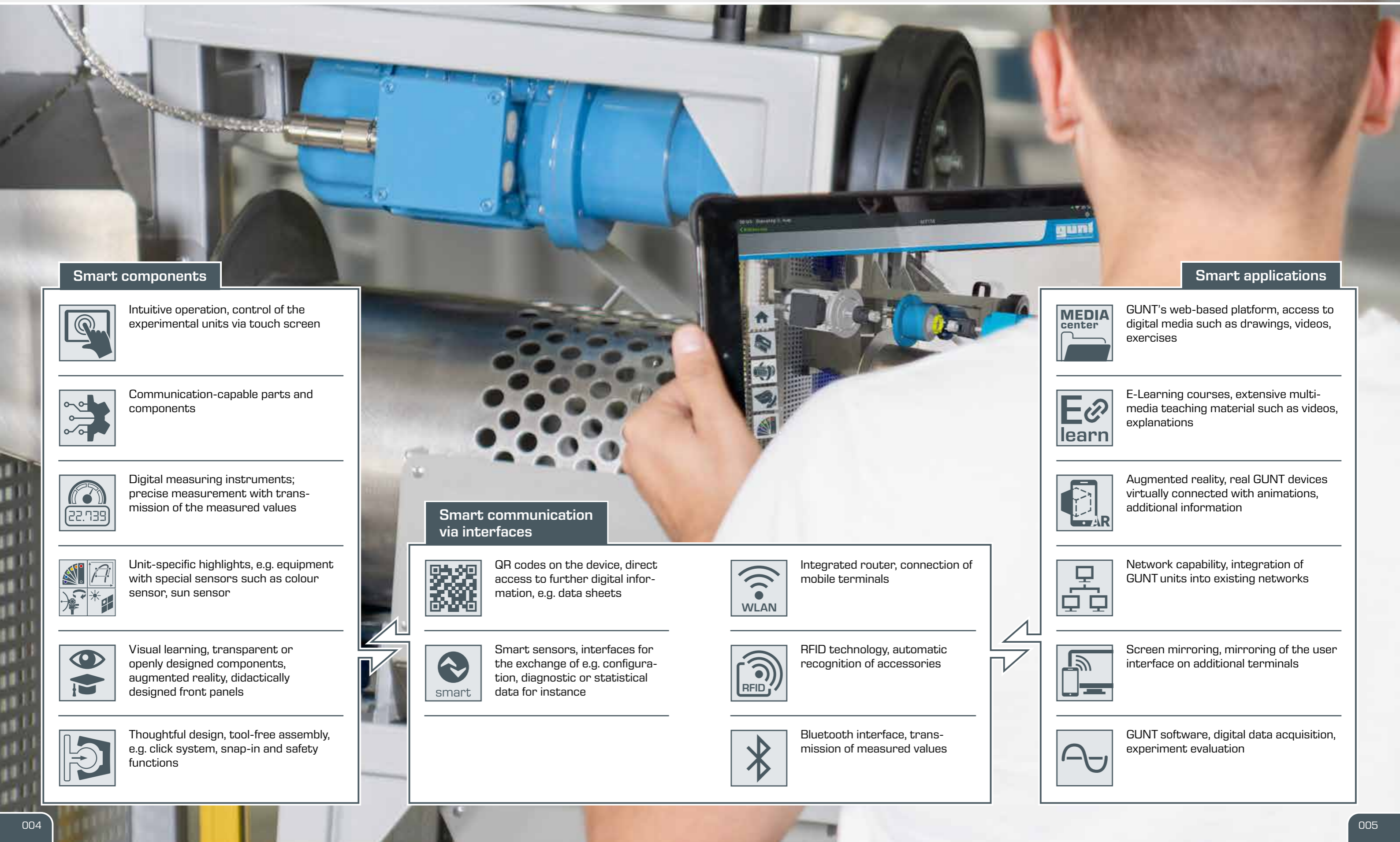
Design & typesetting:
Profisatz.Graphics, Bianca Buhmann, Hamburg.

1	Engineering mechanics and engineering design	006
2	Mechatronics	042
3	Thermal engineering ▶ Refrigeration and air conditioning technology	082 110
4	Fluid mechanics ▶ Fluid machinery ▶ Hydraulics for civil engineers	132 166 202
5	Process engineering	218
6	2E Energy & Environment	242


Hands-on teaching engineering – with GUNT’s SMART features



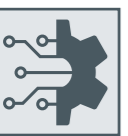
Digitisation of traditional learning content




Smart components

- 


Intuitive operation, control of the experimental units via touch screen

- 


Communication-capable parts and components

- 


Digital measuring instruments; precise measurement with transmission of the measured values

- 

Unit-specific highlights, e.g. equipment with special sensors such as colour sensor, sun sensor


- 

Visual learning, transparent or openly designed components, augmented reality, didactically designed front panels


- 

Thoughtful design, tool-free assembly, e.g. click system, snap-in and safety functions


Smart applications

- 

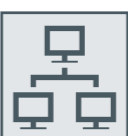
GUNT’s web-based platform, access to digital media such as drawings, videos, exercises

- 


E-Learning courses, extensive multi-media teaching material such as videos, explanations

- 


Augmented reality, real GUNT devices virtually connected with animations, additional information

- 

Network capability, integration of GUNT units into existing networks


- 

Screen mirroring, mirroring of the user interface on additional terminals


- 

GUNT software, digital data acquisition, experiment evaluation


Smart communication via interfaces

- 


QR codes on the device, direct access to further digital information, e.g. data sheets

- 


Integrated router, connection of mobile terminals

- 

Smart sensors, interfaces for the exchange of e.g. configuration, diagnostic or statistical data for instance

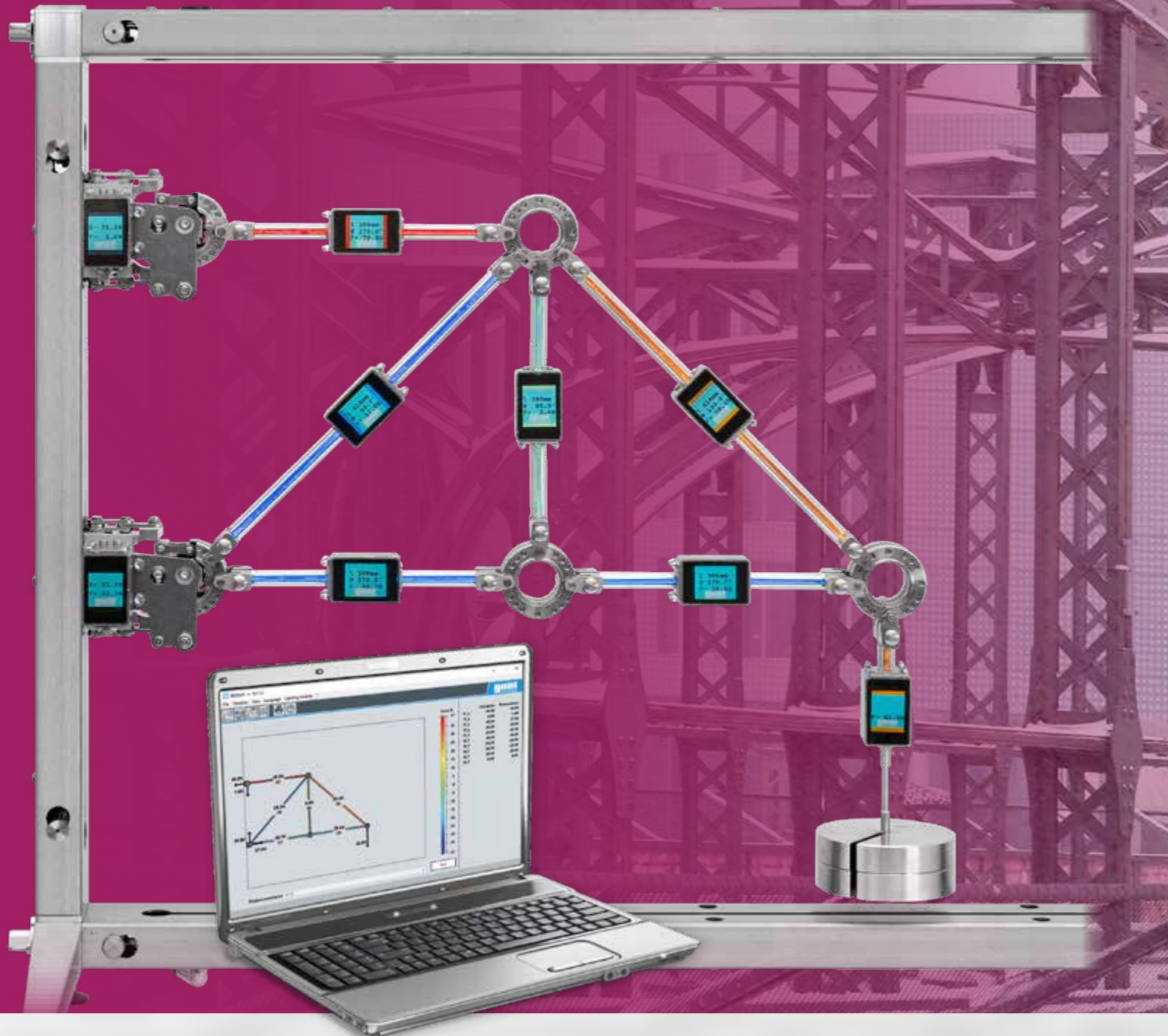
- 

RFID technology, automatic recognition of accessories

- 

Bluetooth interface, transmission of measured values

Hands-on teaching engineering – with GUNT's SMART features



1 | Engineering mechanics and engineering design



Engineering mechanics – statics

Forces and moments	008
Bridges, beams, arches, cables	009
Internal reactions and methods of section	011
Forces in a truss	012
Static and kinetic friction	013



Engineering mechanics – strength of materials

Elastic deformations	014
Buckling and stability	018
Compound stress	019
Experimental stress and strain analysis	019



Engineering mechanics – dynamics

Kinematics	021
Kinetics: basic experiments on dynamics and moment of inertia	022
Kinetics: dynamics of rotation	023
Vibrations	024



Machine dynamics

Vibrations in machines	025
Rotor dynamics	025
Balancing	026
Mass forces and mass balance	026
Vibration isolation	027
Machinery diagnosis	028



Engineering design

Engineering drawing	030
Cutaway models	031
Machine elements: fasteners	032
Machine elements: bearings	033
Machine elements: transmission elements	034
Assembly exercises	036



Materials testing

Tensile, compression, bending and hardness testing	038
Impact bending test	038
Torsional test	039
Fatigue of materials	039
Tribology and corrosion	040

About the product:



Engineering mechanics
and engineering design



Engineering mechanics – statics
Forces and moments


TM 110
Fundamentals of statics

Demonstration of force and moment equilibrium in a mechanical force system



TM 110.01
Supplementary set – inclined plane and friction

Measurement and demonstration of spring deflection, inclined plane and mechanical friction




TM 110.02
Supplementary set – pulley blocks

Construction and mode of operation of three different pulley blocks



TM 110.03
Supplementary set – gear wheels

Mode of operation of single-stage and multistage toothed gear mechanisms



SE 200.05
MEC - Cable forces and pulley blocks

Construction and mode of operation of two different pulley blocks; 2 setup variants possible for each
SE 200 Mounting frame required



TM 115
Forces in a crane jib

Graphical and experimental determination of forces in a planar central force system



SE 112
Mounting frame

Base unit for clear and simple set-up of experiments on statics, strength of materials and dynamics



SE 110.53
Equilibrium in a single plane, statically determinate system

Experimental investigation of the important principle of free vectors in statics
SE 112 Mounting frame required



TM 121
Equilibrium of moments on pulleys

Clear demonstration of the equilibrium of moments



TM 122
Equilibrium of moments on a differential pulley block

Equilibrium of forces and moments and the demonstration of the force reduction on a differential pulley block



FL 111
Forces in a simple bar structure

Resolution of forces in a simple bar structure



EM 049
Equilibrium of moments on a two-arm lever

Investigation of applied forces, generated moments and equilibrium



Engineering mechanics – statics
Bridges, beams, arches, cables

SE 110.18
Forces on a suspension bridge

Supporting cable force and demonstration of bending moments between the roadway support and supporting cables
SE 112 Mounting frame required



SE 200.02
MEC - Forces on a suspension bridge

Supporting cable force and demonstration of bending moments between the roadway support and supporting cables; experiments with rigid or flexible roadway
SE 200 Mounting frame required



Engineering mechanics – statics
Bridges, beams, arches, cables

SE 110.12
Lines of influence on the Gerber beam

Using methods of section and conditions of equilibrium of statics to determine support forces



SE 112 Mounting frame required

SE 200.07
MEC - Gerber beam

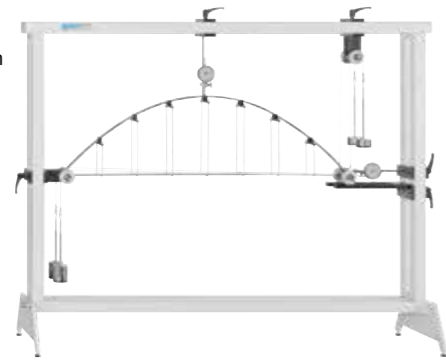
Method of section and conditions of equilibrium of statics to calculate the support forces for point load, distributed load and moving load

SE 200 Mounting frame required



SE 110.16
Parabolic arch

Differences between statically determinate and statically indeterminate arches under load



SE 112 Mounting frame required

SE 200.03
MEC - Parabolic arch bridge

Arched bridge with supporting arch below the roadway; differences between statically determinate and statically indeterminate arches under load

SE 200 Mounting frame required



SE 110.17
Three-hinged arch

Symmetric and asymmetric arch subjected to point, distributed or moving loads

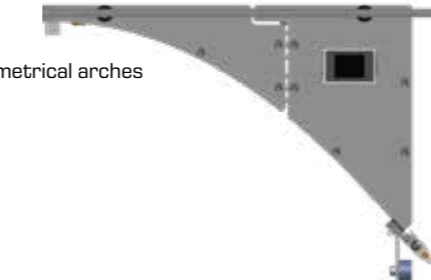


SE 112 Mounting frame required

SE 200.06
MEC - Three-hinged arch

Support forces of a three-hinged arch with different loads, partial arches for the construction of symmetrical/asymmetrical arches

SE 200 Mounting frame required



Engineering mechanics – statics
Internal reactions and methods of section

WP 960
Beam on two supports: shear force & bending moment diagrams

Application of the method of sections to determine internal reactions of the beam



WP 961
Beam on two supports: shear force diagram

Application of the method of sections to determine the shear force



WP 962
Beam on two supports: bending moment diagram

Application of the method of sections to determine the bending moment



SE 110.50
Cable under dead-weight

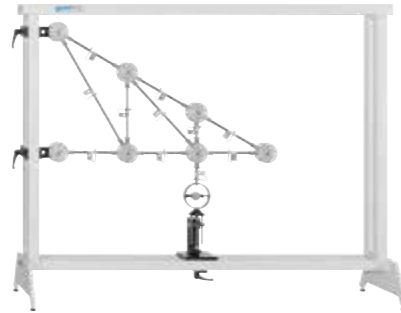
Catenary of a free-hanging cable under dead-weight
SE 112 Mounting frame required



Engineering mechanics – statics
Forces in a truss

SE 110.21
Forces in various single plane trusses

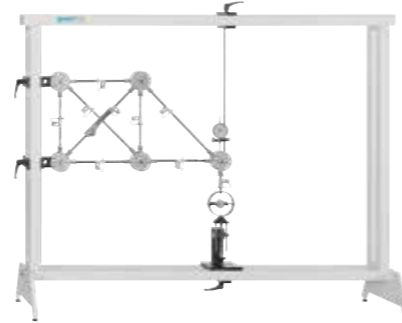
Using strain gauge technology to measure bar forces



SE 112 Mounting frame required

SE 110.22
Forces in an indeterminate truss

Comparison of forces in statically determinate and statically indeterminate trusses



SE 112 Mounting frame required

SE 200
MEC - Frame digital & smart

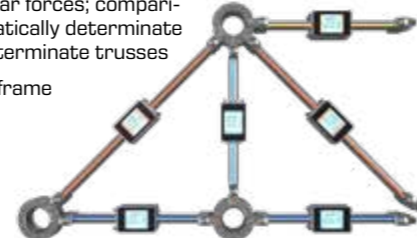
Mounting frame for set-up and digital connection, extensive experiments from engineering mechanics



SE 200.01
MEC - Forces in trusses

Measurement of bar forces; comparison of forces in statically determinate and statically indeterminate trusses

SE 200 Mounting frame required




SE 130
Forces in a Howe truss

Investigation of bar forces under different load cases



SE 130.01
Truss beam: Warren girder

Bars with strain gauge full bridges to measure bar stress

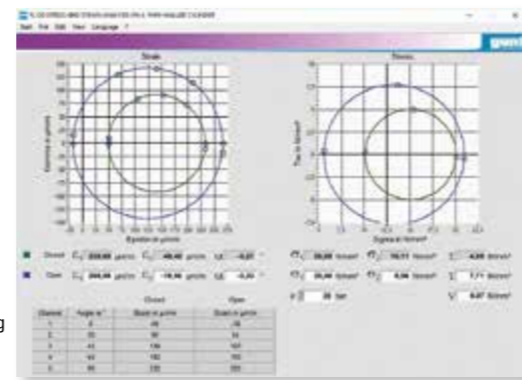


FL 152
Multi-channel measuring amplifier

Processing of analogue measuring signals for stress and strain analysis FL 120 – FL 140 and for GUNT trusses




Analysis using the software in FL 152



Engineering mechanics – statics
Static and kinetic friction

TM 200
Fundamentals of mechanical friction

Stationary friction body, uniformly moving friction plate



TM 210
Dry friction

Force gauge with adjustable air damper to determine friction forces; slip/stick effect



TM 225
Friction on the inclined plane

Experiments to understand the fundamentals of mechanical friction on an inclined plane



TM 220
Belt drive and belt friction

Influence of the angle of contact, coefficient of friction and belt force (Eytelwein's belt friction formula)



SE 200.04
MEC - Friction on the inclined plane

Measurement of the coefficient of static and dynamic friction on an inclined plane, experiments with various material pairings

SE 200 Mounting frame required



Engineering mechanics – strength of materials
Elastic deformations

SE 110.14
 Elastic line of a beam

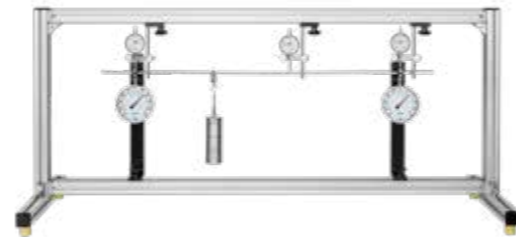
Demonstration of Maxwell-Betti theorem

SE 112 Mounting frame required



WP 950
 Deformation of straight beams

Elastic lines of statically determinate and indeterminate beams under various clamping conditions



FL 170
 Deformation of curved-axis beams

Principle of virtual forces (the force method) for calculating deformation



SE 110.44
 Deformation of trusses

Application of Castigliano's first theorem

SE 112 Mounting frame required



SE 110.47
 Methods to determine the elastic line

Determination of elastic lines of a beam under load using the principle of virtual work and Mohr's Analogy

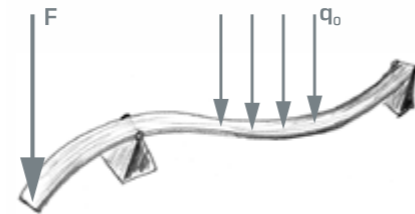
SE 112 Mounting frame required



SE 200.11
 MEC - Elastic line of beams

Elastic lines of a beam under load using the principle of virtual work and Mohr's analogy

SE 200 Mounting frame required



SE 110.20
 Deformation of frames

Elastic deformation of a statically determinate or indeterminate frame under point load

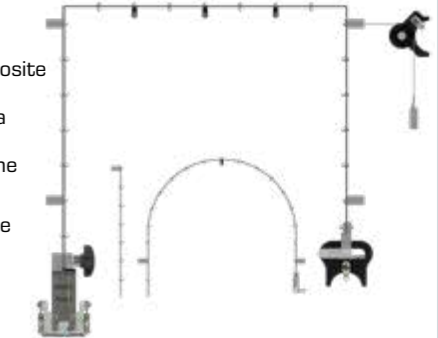
SE 112 Mounting frame required



SE 200.09
 MEC - Deformation of frames

Deformation of a composite material under load; elastic deformation of a statically determinate or indeterminate frame under point load

SE 200 Mounting frame required



SE 110.29
 Torsion of bars

Investigation of elastic torsion of bars with open and closed cross-section

SE 112 Mounting frame required



WP 100
 Deformation of bars under bending or torsion

Influence of material, cross-section and clamping length on deformation



TM 262
 Hertzian pressure

Demonstration of the resulting characteristics of the contact area as a function of the contact force



TM 400
 Hooke's law

Elastic behaviour of tension springs under load



SE 200.10
 MEC - Torsion of bars

Fundamentals of elastic torsion on round bars, tubes and profiled bars; influence of rigidity on torsion

SE 200 Mounting frame required



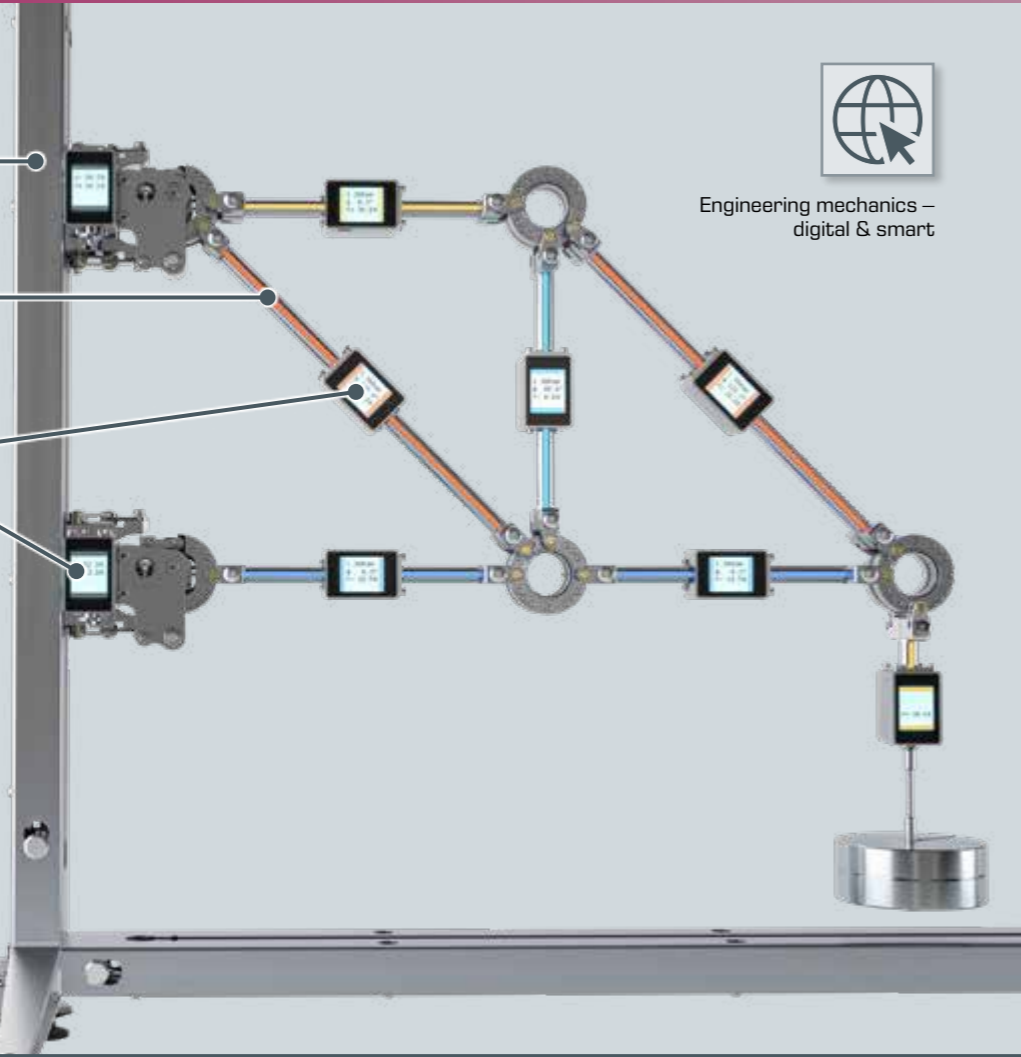
SE 200 - MEC Line
Experiments as accessories

Setup and combination:

MEC - Frame digital & smart
 SE 200.00

Experiments
 SE 200.01 – SE 200.11

Components for assembly and measurement
 SE 200.21 – SE 200.27



SE 200.01
 MEC - Forces in trusses

SE 200.02
 MEC - Forces on a suspension bridge

SE 200.03
 MEC - Parabolic arch bridge

SE 200.04
 MEC - Friction on the inclined plane

SE 200.05
 MEC - Cable forces and pulley blocks

SE 200.06
 MEC - Three-hinged arch

SE 200.07
 MEC - Gerber beam

SE 200.08
 MEC - Buckling

SE 200.09
 MEC - Deformation of frames

SE 200.10
 MEC - Torsion of bars

SE 200.11
 MEC - Elastic line of beams



All experiments including required accessories at a glance

Components for assembly and measurement as accessories

SE 200.21
 MEC - Support

Support with electronic module for data acquisition and measured value display; measurement of forces in x- and y-direction



SE 200.22
 MEC - Load unit

Load unit with electronic module for data acquisition and measured value display; measurement of force and loading angle



SE 200.23
 MEC - Distance measurement

Distance measurement with electronic module for data acquisition and measured value display; automatic transmission of the measurement direction



SE 200.24
 MEC - Vertical load

Load with electronic module for data acquisition and measured value display; different weights to generate vertical loads



SE 200.25
 MEC - Load

Loads with electronic module for data acquisition and measured value display; position detected via Gray code reader



SE 200.26
 MEC - Distributed load

Distributed load with electronic module for data acquisition and measured value display; position detected via Gray code reader



SE 200.27
 MEC - Bar set

Bars with electronic modules for data acquisition and measured value display; used to extend trusses in SE 200.01



SE 200 | MEC Line
 Engineering mechanics – digital & smart

Engineering mechanics – strength of materials
Buckling and stability

SE 110.19
Investigation of simple stability problems

Determination of the buckling load under different conditions
SE 112 Mounting frame required



WP 120
Buckling behaviour of bars

Verification of the Euler theory of buckling: influence of material, cross-section, length, and support



WP 121
Demonstration of Euler buckling

Correlation between buckling length, buckling load and various methods of support



SE 110.57
Buckling of bars


Determination of the buckling load: influence of material, support, and shear force
SE 112 Mounting frame required



SE 200.08
MEC - Buckling

Buckling behaviour under the influence of different supports, different cross-sections and different materials; verification of the Euler theory

SE 200 Mounting frame required




MEC Line

Engineering mechanics – strength of materials
Compound stress

FL 160
Unsymmetrical bending

Investigation of symmetrical and unsymmetrical bending on a beam. Combined bending and torsion loading using an eccentric force.



WP 130
Verification of stress hypotheses

Multiaxial loading of samples by bending and torsion



Engineering mechanics – strength of materials
Experimental stress and strain analysis

FL 100
Strain gauge training system

Basic introduction to measurement with strain gauges for tension, bending and torsion



FL 102
Determining the gauge factor of strain gauges

Calibration of a strain gauge: measurement of deflection and strain



FL 101
Strain gauge application set

Complete equipment for practising manual handling of strain gauge technology



Engineering mechanics – strength of materials
Experimental stress and strain analysis

FL 120
 Stress and strain analysis on a membrane

Investigation of deflection and strain of a membrane under internal pressure; membrane with strain gauge application



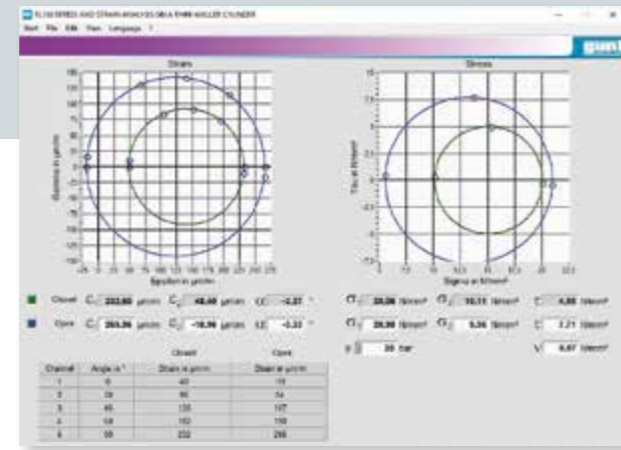
FL 130
 Stress and strain analysis on a thin-walled cylinder

Investigation of axial and circumferential stress in a thin-walled cylinder under internal pressure



FL 140
 Stress and strain analysis on a thick-walled cylinder

Triaxial stress state in the cylinder wall; cylinder with strain gauge application on surface and in wall



Analysis using the software in FL 152

FL 152
 Multi-channel measuring amplifier

Processing of analogue measuring signals for stress and strain analysis FL 120 – FL 140 and for GUNT trusses



FL 200
 Photoelastic experiments with a transmission polariscope

Visualisation of mechanical stresses in models subject to varying loads



FL 210
 Photoelastic demonstration

Representation of distribution of stress and stress concentrations in component models. Can be used in conjunction with an overhead projector.



Engineering mechanics – dynamics
Kinematics

KI 110
 Kinematic model: crank mechanism

Conversion of rotary motion into oscillating motion



KI 120
 Kinematic model: crank slider

Conversion of a uniform rotary motion into a pure harmonic reciprocating motion



KI 130
 Kinematic model: four-joint link

Conversion of rotary motion into oscillating motion



KI 140
 Kinematic model: Whitworth quick return mechanism

Uneven reciprocating motion with slow feed and quick return



KI 150
 Kinematic model: Hooke's coupling

Phenomenon of the gimbal error in Hooke's couplings and how to avoid it



KI 160
 Kinematic model: Ackermann steering mechanism

Determining the lead angle of a steering trapezoid



GL 105
 Kinematic model: gear drive

Investigation of transmission ratios on spur gear units



Engineering mechanics – dynamics
Kinetics: basic experiments on dynamics and moment of inertia

TM 610
 Rotational inertia
 Moments of inertia of different mass arrangements and bodies



TM 612
 Kinetic model: flywheel
 Experimental determination of the moment of mass inertia of a flywheel



TM 611
 Rolling disk on inclined plane
 Determining moment of inertia on rotating masses by rolling down an inclined plane and by performing a pendulum test



GL 210
 Dynamic behaviour of multistage spur gears
 Investigation of the dynamics of rotation of one-, two- and three-stage spur gear units



GL 212
 Dynamic behaviour of multistage planetary gears
 Investigation of rotational dynamics of a two-stage epicyclic gear with three planetary gears each; four different transmissions adjustable



Engineering mechanics – dynamics
Kinetics: dynamics of rotation

TM 600
 Centrifugal force
 Laws on the behaviour of centrifugal forces on rotating masses



TM 605
 Coriolis force
 Demonstration of the Coriolis force in rotating reference systems



TM 632
 Centrifugal governor
 Characteristic curves of different centrifugal force governors



TM 630
 Gyroscope
 Experimental verification of the laws of gyroscopes



Engineering mechanics – dynamics
Vibrations

TM 150
Vibration trainer

Experiments on damping, resonance and absorber effects in forced vibrations



SE 110.58
Free vibrations in a bending beam

Investigation of the free vibration of a bar and using the Rayleigh method to evaluate the natural frequency of a bar
SE 112 Mounting frame required



TM 161
Rod pendulum and thread pendulum

Comparison of physical and mathematical pendulum



TM 162
Bifilar/trifilar suspension of pendulums

Moments of inertia of different bodies in a rotary pendulum experiment



TM 163
Torsional vibrations

Determination of the oscillation period depending on torsion wire length, diameter and rotating mass



TM 164
Coil spring vibrations

Investigation of vibrations on a spiral spring rotating mass system



Machine dynamics
Vibrations in machines

TM 155
Free and forced vibrations

Basic experiments on mechanical vibration theory



TM 150.02
Free and damped torsional vibrations

Influence of mass, torsional rigidity and damping on the behaviour of a rotary oscillator. Vibrations are recorded on the TM 150 / TM 155 recorder.



TM 140
Free and forced torsional vibrations

Illustrative experiments on a torsion test bar with varying masses; multiple mass oscillator



HM 159.11
Ship vibration apparatus

Dynamic behaviour of a ship structure; experiments in air and in water



Machine dynamics
Rotor dynamics


TM 620
Bending elasticity in rotors

Investigation of bending vibrations and resonance of a rotating shaft



TM 625
Elastic shafts

Determination of critical speeds and investigation of natural modes of a shaft



Machine dynamics
Balancing

TM 170
Balancing apparatus
Demonstration of the fundamentals of static and dynamic balancing



PT 502
Field balancing
Measurement of imbalance vibrations




Machine dynamics
Mass forces and mass balance

TM 180
Forces in reciprocating engines
Investigation of mass forces on a reciprocating piston machine



GL 112
Investigation of cam mechanisms
Comparison of different cam members; recording elevation curves




Machine dynamics
Vibration isolation



TM 182
Vibrations on machine foundations
Machine foundation and isolation of vibrations



TM 182.01
Piston compressor for TM 182
Used for generating vibrations for the TM 182



Machine dynamics
Machinery diagnosis

PT 500
Machinery diagnostic system, base unit

Base unit for setting up wide ranging experiments in machinery diagnostics using modular accessory sets



PT 500.10
Elastic shaft kit

Bending vibrations of elastic shaft



PT 500.17
Cavitation in pumps kit

Observation and measurement of cavitation



PT 500.18
Vibrations in fans kit

Identification of the vibration induced by the blades from the vibration spectrum



PT 500.11
Crack detection in rotating shaft kit

Vibrational behaviour of a shaft with a radial crack



PT 500.12
Roller bearing faults kit

Assessment of bearing condition by vibration analysis



PT 500.19
Electromechanical vibrations kit

Investigation of vibrational behaviour of an electric motor



PT 500.05
Brake & load unit

Unit for generating a load torque for use on various PT 500 experiments



PT 500.13
Couplings kit

Vibration analysis of couplings



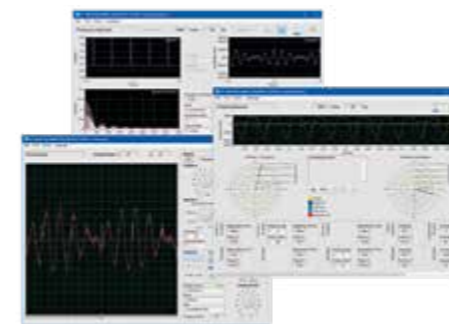
PT 500.14
Belt drive kit

Vibrations in belt drives



PT 500.04
Computerised vibration analyser

Supports all machinery diagnostic experiments of the PT 500 series



PT 500.15
Damage to gears kit

Vibration analysis of gearing damage




PT 500.16
Crank mechanism kit

Vibrations on crank drives



PT 501
Roller bearing faults

Investigation of the vibrations of roller bearings



Engineering design
Engineering drawing

TZ 100
Spatial imagination with three-view display

Introduction to three-view display as the basis of engineering drawing

Multimedia instructional materials via Internet



GUNT offers five sets with Geometric models. To start with, TZ 100 establishes and trains the spatial imagination. TZ 110 to TZ 140 contain models with different shapes, used to practise the representation in three views.

TZ 200.01
Assembly exercise: bending press

Functional bending press made of steel: introduction to engineering drawing, measuring exercises, simple assembly sequences

Multimedia instructional materials via Internet



TZ 200.07
Assembly exercise: lever shear


Functional lever shear made of steel: introduction to engineering drawing, measuring exercises, simple assembly sequences



TZ 300
Assembly exercise: lever press

Functional lever press made of steel: introduction to technical drawing, measuring exercises, simple assembly sequences

Multimedia instructional materials via Internet



TZ 100 – TZ 300 are part of the **GUNT DigiSkills 1 learning project.**

In addition to versatile learning objectives of engineering drawing, comprehensive digital skills are developed with GUNT DigiSkills 1.

How to achieve the digital transformation to Industry 4.0



Engineering design
Cutaway models

GL 300.01
Cutaway model: worm gear



GL 300.02
Cutaway model: mitre gear




GL 300.03
Cutaway model: spur gear



GL 300.04
Cutaway model: two-stage spur gear



GL 300.05
Cutaway model: planetary gear



GL 300.06
Cutaway model: variable speed belt drive



GL 300.07
Cutaway model: control gear



GL 300.08
Cutaway model: multiple-disc clutch



Engineering design
Cutaway models

GL 300.10
Cutaway model:
electromagnetic
single disk brake



GL 300.12
Cutaway model:
pedestal bearing



Engineering design
Machine elements: fasteners

MG 901
Nuts and bolts kit

Comprehensive instructional kit of the main nuts and bolts used in engineering



MG 903
Screw-locking devices kit

Standardised designations, terms and graphical representation of different screw-locking devices



MG 905
Thread types kit

Standardised designations, terms and specific applications of different thread types, determination of the thread type with the thread gauge



TM 320
Screw connections testing

Correlation between tightening torque and tension force on standardised bolts



TM 310
Thread testing

Thread efficiencies for different pairs of materials and thread pitches



Engineering design
Machine elements: bearings

MG 911
Roller bearings kit

Familiarisation with the most important roller bearing types and their specific applications



Engineering design
Machine elements: transmission elements

GL 100
Principle of gear units

Fundamental principles of belt drives, wheel and disc drives, and gear trains



TM 123
Spur gear unit

Mode of operation and layout of toothed gearing mechanisms



TM 124
Worm gear unit

Mode of operation and layout of a worm gear



TM 125
Cable winch

Using force equilibrium considerations to determine load transmission and efficiency



GL 110
Cam mechanism

Demonstration and measurement of the displacement curves for cam mechanisms



TM 220
Belt drive and belt friction

Influence of the angle of contact, coefficient of friction and belt force (Eytelwein's belt friction formula)




AT 200
Determination of gear efficiency

Test system for determining mechanical drive and braking efficiency for spur and worm gears




GL 410
Assembly simple gears

Versatile assembly exercise for simple drives using a belt, chain sprockets or a roller chain




GL 420
Assembly combined gears

Versatile assembly exercise for combined drives



GL 430
Assembly control gear

Versatile assembly exercise for various step and gear units



GL 200
Lathe gear

Safe and clear demonstration of function of the gears on a conventional lathe



Engineering design
Assembly exercises

MT 190
Assembly materials tester

Study project with extensive practical relevance for training in metal working professions by constructing a hydraulic tensile/compression testing device



MT 190.01
Assembly data acquisition for materials tester

Mechanical and electrical engineering assembly kit: fully functional data acquisition for the materials tester MT 190



MT 171
Assembly hydrodynamic journal bearing

Understanding components and function; assembly and maintenance



MT 120
Assembly exercise: spur gear

Design and function of a spur gear with helical gear wheels; planning, assembly and disassembly

Multimedia instructional materials via Internet



MT 121
Assembly exercise: mitre gear

Design and function of a mitre gear; planning, assembly and disassembly

Multimedia instructional materials via Internet



MT 122
Assembly exercise: planetary gear

Design and function of a planetary gear; planning, assembly and disassembly

Multimedia instructional materials via Internet



MT 123
Assembly exercise: spur and worm gear

Design and function of a spur and worm gear; planning, assembly and disassembly

Multimedia instructional materials via Internet



MT 173
Test stand for gears

Test system for determining the mechanical efficiency of different gear types, system control via PLC



How to achieve the digital transformation to Industry 4.0



MT 120



MT 121



MT 122




MT 123



MT 174
Sorting plant

Preventive maintenance based on the example of a separation process, system control via PLC



Materials testing
Tensile, compression, bending and hardness testing

WP 300
 Materials testing, 20 kN
 Training unit for basic experiments on materials testing: tensile tests, Brinell hardness tests, stress-strain diagrams



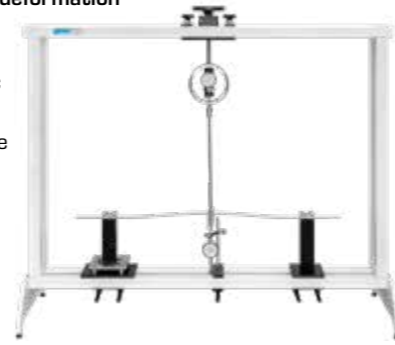
WP 310
 Materials testing, 50 kN
 Direct generation of tensile and compressive forces



SE 100
 Frame for load testing, 400 kN
 Load tests on components from steelwork and civil engineering; size allows measurements on real components



SE 110.48
 Bending test, plastic deformation
 Observation and determination of the transition from elastic to plastic deformation
 SE 112 Mounting frame required



Materials testing
Impact bending test

WP 400
 Impact test, 25 Nm
 Classic Charpy notched-bar impact test; specimens with different cross-sections and materials




WP 410
 Impact test, 300 Nm
 Charpy notched-bar impact test with increased work capacity



Materials testing
Torsional test

WP 500
 Torsion test, 30 Nm
 Manual torsion testing of different materials to fracture



WP 510
 Torsion test 200 Nm, motor drive
 Motorised torsion testing of different materials to fracture, four different test velocities



Materials testing
Fatigue of materials

WP 140
 Fatigue strength test
 Fatigue strength of bars subject to cyclic bending load; stress-number (S-N) diagram



WP 600
 Creep rupture test
 Demonstration of typical creep phenomena in various materials



Materials testing
Tribology and corrosion

TM 260
Drive unit for tribological investigations

Modular experimental system for sliding and rolling friction




TM 260.01
Rolling friction in friction wheels

Slip forces in two discs rubbing together



TM 260.02
Elasto-hydrodynamic behaviour

Investigation of the form and thickness of lubrication films



TM 260.03
Dynamic friction in pin – disk

Investigations into wear on pairs of friction materials with surface contact



TM 260.04
Frictional vibrations

Differences between static and sliding friction, instability



TM 260.05
Dynamic friction in cylindrical pin – roller

Investigation of wear in pairs of friction materials with point of contact



TM 260.06
Pressure distribution in journal bearings

Demonstration of pressure distribution in a plain bearing with hydrodynamic lubrication



TM 232
Bearing friction

Sliding bearing friction with different bearing material pairings and comparison with rolling bearing friction



TM 282
Friction in journal bearings

Learning the fundamentals of hydrodynamic lubrication by experimentation




TM 290
Journal bearing with hydrodynamic lubrication

Investigation of friction in a hydrodynamically lubricated journal bearing



TM 280
Pressure distribution in journal bearings

Illustrates the principle of hydrodynamic lubrication



CE 105
Corrosion of metals

Parallel investigation of different influencing factors on different metal samples



Hands-on teaching engineering – with GUNT's SMART features



2 | Mechatronics



Engineering design

Engineering drawing	044
Cutaway models: gear and drive elements	046
Cutaway models: refrigeration components	048
Cutaway models: components in piping systems	050
Machine elements: fasteners	054
Machine elements: bearings	055
Machine elements: transmission elements	056



Assembly technology

Assembly kits	058
Drive elements and gears	058
Fittings	061
Compressors	062
Piping	062



Maintenance

System components: valves, pumps, pipes	063
Test stands for valves and fittings and actuators	065
Complex projects on experimental plants	065
Machinery diagnosis	066



Production technology


Dimensional metrology	068
Tools	069
Technological experiments	070



Automation and process control engineering

Components: sensors / instrumentation	070
Components: actuators	072
Components: controllers, controlled systems, networking	073
Components: fundamentals of pneumatics and hydraulics	074
Modular calibration systems	074
Simple process engineering control systems	075
Modular process automation training system	078
CNC and robotics	079
PLC and PLC applications	080
Multivariable systems	080
Control systems with several controlled variables	081

About the product:



Mechatronics



Engineering design
Engineering drawing

TZ 100
Spatial imagination with three-view display

Introduction to three-view display as the basis of engineering drawing

Multimedia instructional materials via Internet



GUNT offers five sets with Geometric models. To start with, TZ 100 establishes and trains the spatial imagination. TZ 110 to TZ 140 contain models with different shapes, used to practise the representation in three views.

TZ 110
Cylindrical models with cuts parallel to axis

Comprehensive collection of models with varying levels of difficulty



Multimedia instructional materials via Internet

TZ 120
Cylindrical models with slanted cuts

Comprehensive collection of models with varying levels of difficulty



Multimedia instructional materials via Internet

TZ 140
Prismatic models with slanted cuts

Comprehensive collection of models with varying levels of difficulty



Multimedia instructional materials via Internet

TZ 130
Prismatic models with cuts parallel to edges

Comprehensive collection of models with varying levels of difficulty



Multimedia instructional materials via Internet

TZ 200.01
Assembly exercise: bending press

Functional bending press made of steel: introduction to engineering drawing, measuring exercises, simple assembly sequences

Multimedia instructional materials via Internet



TZ 300
Assembly exercise: lever press

Functional lever press made of steel: introduction to technical drawing, measuring exercises, simple assembly sequences

Multimedia instructional materials via Internet



TZ 200.07
Assembly exercise: lever shear

Functional lever shear made of steel: introduction to engineering drawing, measuring exercises, simple assembly sequences



Multimedia instructional materials via Internet



TZ 100 – TZ 300 are part of the **GUNT DigiSkills 1 learning project.** In addition to versatile learning objectives of engineering drawing, comprehensive digital skills are developed with GUNT DigiSkills 1.

How to achieve the digital transformation to Industry 4.0



Engineering design
Cutaway models: gear and drive elements

GL 300.01
 Cutaway model:
 worm gear




GL 300.02
 Cutaway model:
 mitre gear



GL 300.06
 Cutaway model:
 variable speed belt drive



GL 300.07
 Cutaway model:
 control gear



GL 300.03
 Cutaway model: spur gear



GL 300.04
 Cutaway model: two-stage spur gear




GL 300.08
 Cutaway model: multiple-disc clutch




GL 300.12
 Cutaway model: pedestal bearing



GL 300.05
 Cutaway
 model:
 planetary gear



GL 300.10
 Cutaway model:
 electromagnetic
 single disk brake



Engineering design
Cutaway models: refrigeration components

ET 499.30
 Cutaway model:
 ceiling air cooler



ET 499.01
 Cutaway model:
 hermetic refrigerant
 compressor



ET 499.18
 Cutaway model:
 thermostatic expansion valve



ET 499.19
 Cutaway model:
 automatic expansion valve



ET 499.02
 Cutaway model:
 semi-hermetic
 refrigerant
 compressor



ET 499.03
 Cutaway model:
 open refrigerant
 compressor, two-cylinder



ET 499.21
 Cutaway model:
 sight glass with
 humidity indicator



ET 499.25
 Cutaway model:
 4-way reversing valve



ET 499.12
 Cutaway model:
 block drier



ET 499.13
 Cutaway model:
 oil separator




ET 499.26
 Cutaway model:
 condensation pressure
 control valve



ET 499.14
 Cutaway model:
 liquid separator



ET 499.16
 Cutaway model:
 ball valve



Engineering design
Cutaway models: components in piping systems

HM 700.01
 Cutaway model:
 standard orifice plate



HM 700.02
 Cutaway model:
 flow nozzle




HM 700.09
 Cutaway model:
 strainer



HM 700.10
 Cutaway model:
 gate valve



HM 700.03
 Cutaway model:
 standard Venturi meter



HM 700.04
 Cutaway model:
 straight-way valve



HM 700.11
 Cutaway model:
 straight-way plug valve



HM 700.12
 Cutaway model:
 three-way plug valve



HM 700.05
 Cutaway model:
 corner valve



HM 700.06
 Cutaway model:
 angle seat valve



HM 700.13
 Cutaway model:
 ball valve



HM 700.14
 Cutaway model:
 safety valve



HM 700.07
 Cutaway model:
 non-return valve



HM 700.08
 Cutaway model:
 pressure reducing valve



HM 700.15
 Cutaway models:
 various screwed pipe
 connections



HM 700.16
 Cutaway models:
 pressure gauges




Engineering design
Cutaway models: components in piping systems

HM 700.17
 Cutaway model:
 centrifugal pump



HM 700.20
 Cutaway model:
 piston pump



HM 700.22
 Cutaway model:
 gear pump




VS 101
 Cutaway model:
 underground hydrant



VS 106
 Cutaway model:
 backflow preventer



VS 107
 Cutaway model:
 non-return butterfly valve



VS 102
 Cutaway model:
 resilient seated gate valve



VS 103
 Cutaway model:
 screw down valve



VS 108
 Cutaway model:
 water meter




VS 109
 Cutaway model:
 strainer



VS 104
 Cutaway model:
 changeover valve



VS 105
 Cutaway model:
 gas meter



Engineering design
Machine elements: fasteners

MG 100
Instructional kit:
assembly with dowel pins

Familiarisation with various pin types, their special features and applications



MG 110
Instructional kit:
assembly with keys

Familiarisation with various feather keys, their production, special features and applications



MG 120
Instructional kit:
assembly with taper keys

Familiarisation with various taper keys, their production, special features and areas of application



MG 200
Instructional kit:
threaded fasteners and lock washers

Practical workshop exercises on the topic of threaded fasteners, tightening and breakaway torques



MG 903
Screw-locking devices kit

Standardised designations, terms and graphical representation of different screw-locking devices



MG 901
Nuts and bolts kit

Comprehensive instructional kit of the main nuts and bolts used in engineering



MG 905
Thread types kit

Standardised designations, terms and specific applications of different thread types, determination of the thread type with the thread gauge



TM 310
Thread testing

Thread efficiencies for different pairs of materials and thread pitches



TM 320
Screw connections testing

Correlation between tightening torque and tension force on standardised bolts



Engineering design
Machine elements: bearings

MG 911
Roller bearings kit

Familiarisation with the most important roller bearing types and their specific applications



Engineering design
Machine elements: transmission elements

GL 100
 Principle of gear units
 Fundamental principles of belt drives, wheel and disc drives, and gear trains



GL 110
 Cam mechanism
 Demonstration and measurement of the displacement curves for cam mechanisms



GL 200
 Lathe gear
 Safe and clear demonstration of function of the gears on a conventional lathe



AT 200
 Determination of gear efficiency
 Test system for determining mechanical drive and braking efficiency for spur and worm gears



TM 123
 Spur gear unit
 Mode of operation and layout of a spur gear



TM 124
 Worm gear unit
 Mode of operation and layout of a worm gear



TM 125
 Cable winch
 Using force equilibrium considerations to determine load transmission and efficiency



TM 220
 Belt drive and belt friction
 Investigating the influence of the angle of contact, coefficient of friction and belt force on belt drives and belt friction



TM 232
 Bearing friction
 Sliding bearing friction with different bearing material pairings and comparison with rolling bearing friction



TM 282
 Friction in journal bearings
 Learning the fundamentals of hydrodynamic lubrication by experimentation



Assembly technology
Assembly kits

MT 190
Assembly materials tester

Study project with extensive practical relevance for training in metal working professions by constructing a hydraulic tensile / compression testing device



MT 190.01
Assembly data acquisition for materials tester


Mechanical and electrical engineering assembly kit: fully functional data acquisition for the materials tester MT 190



Assembly technology
Drive elements and gears


GL 410
Assembly simple gears

Versatile assembly exercise for simple drives using a belt, chain sprockets or a roller chain




GL 420
Assembly combined gears

Versatile assembly exercise for combined drives



GL 430
Assembly control gear

Versatile assembly exercise for various step and gear units



MT 173
Test stand for gears


Test system for determining the mechanical efficiency of different gear types, system control via PLC

Skill Level				
1	2	3	4	5

GUNT DigiSkills



How to achieve the digital transformation to Industry 4.0



MT 174
Sorting plant

Preventive maintenance based on the example of a separation process, system control via PLC

Skill Level				
1	2	3	4	5

GUNT DigiSkills



Assembly technology
Drive elements and gears

MT 171
Assembly hydrodynamic journal bearing

Understanding components and function; assembly and maintenance



MT 110.10
Cutaway model: spur and worm gear

Manually operated cutaway model of a spur and worm gear



MT 120
Assembly exercise: spur gear

Design and function of a spur gear with helical gear wheels; planning, assembly and disassembly

Multimedia instructional materials via Internet



MT 121
Assembly exercise: mitre gear

Design and function of a mitre gear; planning, assembly and disassembly

Multimedia instructional materials via Internet



MT 122
Assembly exercise: planetary gear

Design and function of a planetary gear; planning, assembly and disassembly

Multimedia instructional materials via Internet



MT 123
Assembly exercise: spur and worm gear

Design and function of a spur and worm gear; planning, assembly and disassembly

Multimedia instructional materials via Internet



MT 136
Assembly exercise: gear pump

Design and function of a gear pump; planning, assembly and disassembly

Multimedia instructional materials via Internet



Assembly technology
Fittings

MT 154
Assembly exercise: shut-off valve

Planning, assembly, disassembly: function and design of a shut-off valve



MT 156
Assembly exercise: wedge gate valve and angle seat valve

Assembly, disassembly and maintenance of industrial fittings



MT 157
Assembly exercise: butterfly valve and non-return valve

Assembly, disassembly and maintenance of industrial fittings



MT 158
Assembly exercise: ball valve and shut-off valve

Assembly, disassembly and maintenance of industrial fittings



MT 101
Assembly exercise: pneumatically driven control valve

Design and function of a pneumatically driven control valve; planning, assembly and disassembly

Multimedia instructional materials via Internet



MT 162
Hydraulic valves and fittings test stand

Pressure test for GUNT assembly kits MT 154, MT 156, MT 157 and MT 158



MT 102
Assembly exercise: electrically driven control valve

Design and function of an electrically driven control valve; planning, assembly and disassembly

Multimedia instructional materials via Internet



Assembly technology
Compressors

MT 141
Assembly exercise: piston compressor

Function and design of a piston compressor; planning, assembly, disassembly

Multimedia instructional materials via Internet



MT 142
Energy efficiency in piston compressors

Installation of the assembled MT 141 piston compressor for operational check; balancing of energies



Maintenance
System components: valves, pumps, pipes

MT 130
Assembly exercise: centrifugal pump

Design and function of a centrifugal pump; planning, assembly and disassembly



Multimedia instructional materials via Internet

MT 181
Assembly & maintenance exercise: multistage centrifugal pump

Understanding design and function of the pump; planning and executing assembly, disassembly and maintenance



MT 182
Assembly & maintenance exercise: screw pump

Understanding design and function of the pump; planning and executing assembly, disassembly and maintenance



MT 183
Assembly & maintenance exercise: diaphragm pump

Understanding design and function of the pump; planning and executing assembly, disassembly and maintenance



Assembly technology
Piping

HL 960
Assembly station pipes and valves and fittings

Assembly of real piping and plant installations; together with HL 960.01: operational testing on a pipe network



HL 960.01
Assembly and alignment of pumps and drives

Installation and removal of pumps in plants; water supply for HL 960



MT 134
Montage d'une pompe à piston

Fonction et montage d'une pompe à piston; planifier, monter, démonter



Multimedia instructional materials via Internet

MT 185
Assembly & maintenance exercise: in-line centrifugal pump

Understanding design and function of the pump; planning and executing assembly, disassembly and maintenance



MT 136
Assembly exercise: gear pump

Design and function of a gear pump; planning, assembly and disassembly

Multimedia instructional materials via Internet



Maintenance
System components: valves, pumps, pipes

HL 962
Assembly stand for pumps
Base unit when constructing a complex piping system



HL 962.01
Standard chemicals pump
Typical pump as used in process engineering



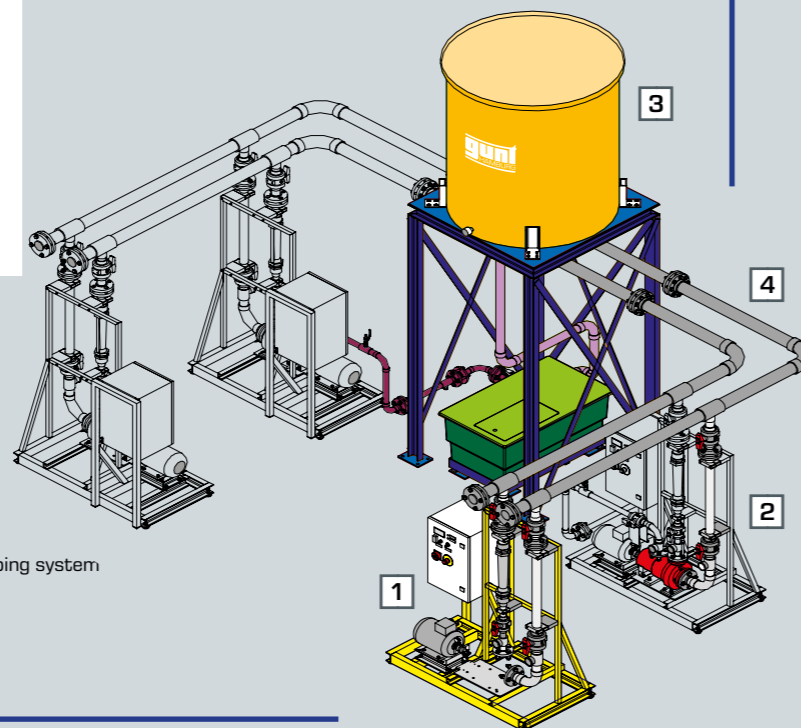
HL 962.02
Canned motor pump
Hermetic centrifugal pump, particularly suitable for pumping liquid gases



HL 962.03
Side channel pump
Self-priming three-stage pump



HL 962.04
Standard chemicals pump with magnetic clutch
Hermetic centrifugal pump according to ISO 5199



Possible combination of individual components into a functional pumping system

- 1 assembly stand for pumps (HL 962)
- 2 pumps, various types (HL 962.01 – HL 962.04)
- 3 tank installation (HL 962.30)
- 4 piping system to interconnect the plant components (HL 962.32)

Maintenance
Test stands for valves and fittings and actuators

RT 396
Pump and valves and fittings test stand
Recording characteristic curves of industrial fittings and a centrifugal pump



RT 395
Maintenance of valves and fittings and actuators
Maintenance and operational check: four different fittings and actuators



Maintenance
Complex projects on experimental plants

MT 210
Assembly & maintenance exercise: refrigeration
Study project with high practical relevance for training in metal and electrical professions: assembly of a refrigeration system from individual components



MT 174
Sorting plant
Preventive maintenance based on the example of a separation process, system control via PLC



Maintenance
Machinery diagnosis

PT 500
Machinery diagnostic system, base unit

Base unit for setting up wide ranging experiments in machinery diagnostics using modular accessory sets



PT 500.10
Elastic shaft kit

Bending vibrations of elastic shaft



PT 500.17
Cavitation in pumps kit

Observation and measurement of cavitation



PT 500.18
Vibrations in fans kit

Identification of the vibration induced by the blades from the vibration spectrum



PT 500.11
Crack detection in rotating shaft kit

Vibrational behaviour of a shaft with a radial crack



PT 500.12
Roller bearing faults kit

Assessment of bearing condition by vibration analysis



PT 500.19
Electromechanical vibrations kit

Investigation of vibrational behaviour of an electric motor



PT 500.05
Brake & load unit

Unit for generating a load torque for use on various PT 500 experiments



PT 500.13
Couplings kit

Vibration analysis of couplings



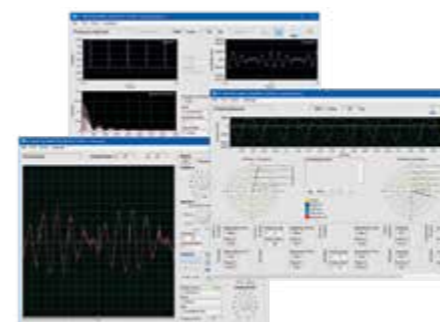
PT 500.14
Belt drive kit

Vibrations in belt drives



PT 500.04
Computerised vibration analyser

Supports all machinery diagnostic experiments of the PT 500 series



PT 500.15
Damage to gears kit

Vibration analysis of gearing damage



PT 500.16
Crank mechanism kit

Vibrations on crank drives



PT 501
Roller bearing faults

Investigation of the vibrations of roller bearings



Production technology
Dimensional metrology

PT 102
Dimensional metrology, spacer plate

Measurement exercises on 10 spacer plates with digital and analog calliper, depth calliper and depth micrometer



Multimedia instructional materials via Internet

PT 104
Dimensional metrology, angle piece

Measurement exercises on 10 angle pieces with analog calliper, depth calliper, universal goniometer and radius gauge



Multimedia instructional materials via Internet

PT 105
Dimensional metrology, shaft

Measurement exercises on 10 shafts with calliper, depth calliper, external micrometer, slip gauges and thread gauge



Multimedia instructional materials via Internet

PT 107
Dimensional metrology, flange housing

Measurement exercises on a real-world machine element; testing of a flange housing with calliper, three-point internal micrometer, thread limit plug gauge and surface comparison plates



Multimedia instructional materials via Internet

PT 108
Dimensional metrology, output shaft

Measurement exercises on a real-world machine element; testing of an output shaft with calliper, depth calliper, digital external micrometer and surface comparison plates



Multimedia instructional materials via Internet

PT 109
Dimensional metrology, hub

Measurement exercises on 10 hubs with analog calliper, depth calliper, three point internal micrometer and limit plug gauge



Multimedia instructional materials via Internet

Skill Level
1
2
3
4
5

PT 102 – PT 109 are part of the **GUNT DigiSkills 2 learning project**. In addition to versatile learning objectives of dimensional metrology, comprehensive digital skills are developed with GUNT DigiSkills 2.

How to achieve the digital transformation to Industry 4.0



Production technology
Tools

FT 901
Drilling kit

Various drilling tools: cutting geometry, incorrect cutter profiles



FT 903
Countersinking kit

Collection of countersinking tools: standard designations



FT 905
Reaming kit

Checking a hole with the limit plug gauge; various reaming tools



FT 907
Grinding kit

Teaching collection of traditional grinding tools and abrasives



FT 909
Turning kit

Familiarisation with different lathe tools (shape, application) and reversible carbide tips (cutting geometry)



FT 913
Milling kit

Familiarisation with various types of milling cutters



Production technology
Technological experiments

FT 100
Cutting forces during drilling
Measurement of feed force and torque



FT 102
Cutting forces during turning
Measuring the forces acting on a lathe tool; three-component force measuring device



FT 200
Forming by bending
Vice experiment: permanent deformation of flat bars



Automation and process control engineering
Components: sensors / instrumentation

IA 110
Calibrating a pressure sensor
Test-pressure generated with dead-weight piston manometer



IA 120
Principles of industrial sensors
Familiarisation with key sensors: mode of operation and application



RT 306
Adjustment of level sensors
Familiarisation with different industry standard components with a 4-20mA current loop interface using the example of level measurement



WL 202
Fundamentals of temperature measurement
Experimental introduction to temperature measurement: methods, areas of application, characteristics



FL 100
Strain gauge training system
Basic introduction to measurement with strain gauges for tension, bending and torsion



HM 500
Flow meter trainer
Comparison and calibration of different flow meters



Different flow meters HM 500.01-HM 500.16 are available as accessories.

Automation and process control engineering
Components: actuators

MT 101
Assembly exercise: pneumatically driven control valve

Design and function of a pneumatically driven control valve; planning, assembly and disassembly

Multimedia instructional materials via Internet



MT 102
Assembly exercise: electrically driven control valve

Design and function of an electrically driven control valve; planning, assembly and disassembly

Multimedia instructional materials via Internet



RT 396
Pump and valves and fittings test stand

Recording characteristic curves of industrial fittings and a centrifugal pump



RT 390
Test stand for control valves

Design and function of control valves; determination of the Kv value



RT 395
Maintenance of valves and fittings and actuators

Maintenance and operational check: four different fittings and actuators



Automation and process control engineering
Components: controllers, controlled systems, networking

RT 350
Operation of industrial controllers

Simulation of controlled systems; digital controller with freely selectable parameters



RT 380
Optimization of control loops

Tuning the controller to the controlled system; software simulation of the most common controlled systems

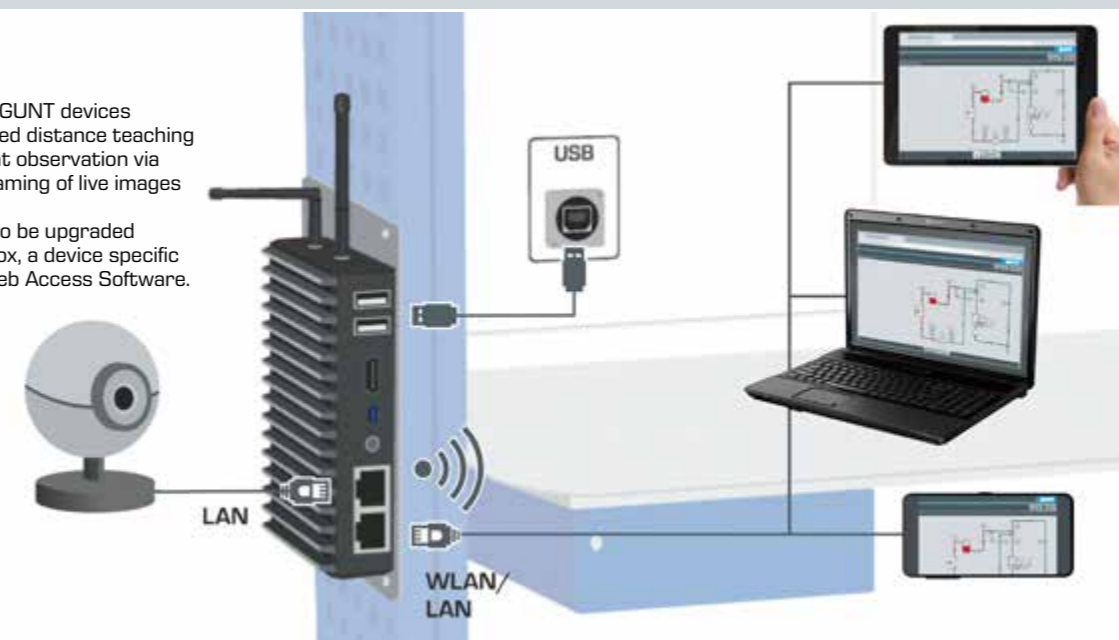


GU 100
Web Access Box

Accessory for selected GUNT devices enables practice-oriented distance teaching and learning: experiment observation via web browser with streaming of live images

For each GUNT device to be upgraded with the Web Access Box, a device specific software is available: Web Access Software. The software must be purchased separately for each device.

Information on this you will find on our [website](#)



Automation and process control engineering
Components: fundamentals of pneumatics and hydraulics

RT 700
 Training system:
 fundamentals of hydraulics

Complete training system providing an experimental introduction to the fundamentals of hydraulics



RT 701
 Components set
 electrohydraulics

Set of electrohydraulics components for hydraulics trainer RT 700




RT 710
 Hydraulic servo system

Hydraulic position control circuit with adjustable load conditions



RT 770
 Training system: pneumatics, electro-pneumatics and PLC

Complete training system providing an experimental introduction to the fundamentals of pneumatics and electro-pneumatics, also with PLC



Automation and process control engineering
Modular calibration systems

RT 310
 Calibration station

Calibration of control loop components using precision measuring technique



RT 304
 Calibration trainer

Investigation of the transmission behaviour of actuators and transducers



Automation and process control engineering
Simple process engineering control systems

RT 010
 Training system
 level control, HSI

Fundamentals of control engineering using the example of a level control system with integral behaviour



RT 020
 Training system flow control, HSI

Fundamentals of control engineering using the example of a rapid flow control system



RT 030
 Training system pressure control, HSI

Fundamentals of control engineering using the example of a pressure control system with first order lag



RT 040
 Training system temperature control, HSI

Fundamentals of control engineering using the example of a temperature control system with lag time



RT 050
 Training system speed control, HSI

Fundamentals of control engineering using the example of a speed control system with first order lag



RT 060
 Training system position control, HSI

Fundamentals of control engineering using the example of a position control system with integral behaviour



Automation and process control engineering
Simple process engineering control systems

RT 451
Level control
 Level controlled system based on standard industrial components, smart level sensor, system control via PLC

RT 452
Flow control
 Flow controlled system based on standard industrial components, smart flow rate sensor, system control via PLC

RT 614
Level control demonstration unit
 Experimental introduction to control engineering using an example of level controlled system

RT 624
Flow control demonstration unit
 Experimental introduction to control engineering using an example of flow controlled system

RT 453
Pressure control
 First order and second order pressure controlled system based on standard industrial components, smart pressure sensors, system control via PLC

RT 634
Pressure control demonstration unit
 Experimental introduction to control engineering using an example of second order pressure controlled system

RT 644
Temperature control demonstration unit
 Experimental introduction to control engineering using an example of temperature controlled system

RT 454
Temperature control
 Temperature controlled system based on standard industrial components, controller configurable as a continuous or a switching device, smart temperature sensors, system control via PLC

RT 455
pH value control
 pH value controlled system based on standard industrial components, smart pH sensors, system control via PLC

RT 674
Flow /level control demonstration unit
 Experimental introduction to control engineering using an example of a controlled system for flow rate, level and level via flow rate (cascade control)



Automation and process control engineering
Modular process automation training system



The image shows a fully assembled pressure control system after planning and execution of the piping and wiring.

RT 450
 Process automation training system: base module
 Basis for the modular setup of the different process automation experiments, including electrical power supply and water supply with tank and pump



RT 450.01
 Controlled system module: level

Together with further components this is the main element for the setup of a level control loop



RT 450.02
 Controlled system module: flow

Together with further components this is the main element for the setup of a flow control loop



RT 450.03
 Controlled system module: pressure

Together with further components this is the main element for the setup of a pressure control loop



RT 450.04
 Controlled system module: temperature

Together with further components this is the main element for the setup of a temperature control loop



Automation and process control engineering
Robotics and CNC



The GUNT DigiSkills 5 learning project

... at the heart of mechatronics teaching

Skill Level				
1	2	3	4	5

GUNT DigiSkills

IA 500
 Automated process with cobot
 Realisation of an automated process in which a complete tensile test is carried out; collaborative robot (cobot) as a modern, high-quality industrial robot; part of GUNT DigiSkills



IA 501
 Programming a servo drive

Programming the servo motor controller, adjusting the control parameters, checking the software and troubleshooting the device; part of the GUNT DigiSkills programme



IA 520
 Computer integrated manufacturing and handling system
 Two CNC machines, one robot and one magazine as the main elements; PLC and process control software for process monitoring in an automated manufacturing process



Automation and process control engineering
PLC and PLC applications

RT 800
PLC application: mixing process
Experiments using PLC to control discontinuous mixing processes




IA 130
PLC module

Self-contained PLC module for basic exercises; also suitable for IA 210 and RT 800



IA 210
PLC application: materials handling process

Basic system of automation: transporting and sorting workpieces



Automation and process control engineering
Multivariable systems

RT 682
Multivariable control: stirred tank

Heated stirrer tank with heat recovery as model: coupled level and temperature control



RT 681
Multivariable control: vacuum degassing

Model of "degassing of fluids": coupled level and pressure control in one vacuum tank



Automation and process control engineering
Control systems with several controlled variables

RT 586
Control of water quality
Control of pH-value, redox potential, oxygen concentration and electrical conductivity



RT 578
Control of four variables from process engineering
Practical control of level, flow rate, pressure and temperature



RT 580
Fault finding in control systems
Control of level, flow rate, temperature and cascade control; plant control and configuration via touch screen and PLC




RT 590
Process control engineering experimental plant
Complex industrial-scale experimental plant with large range of experiments; control of level, flow rate, pressure, temperature and cascade control, system control via PLC



Hands-on teaching engineering – with GUNT's SMART features



About the product:



3 | Thermal engineering



Fundamentals of thermodynamics

Thermodynamic state variables	084
Phase transition	085
Principles of heat transfer	086



Heat exchangers

Heat transfer	088
Recuperators	089
Direct-contact heat exchangers	091
Fluidisation and heat transfer	091



Thermal fluid energy machines

Steam power plants	092
Gas turbines	094
Piston compressors	095
Internal combustion engines	096



Fundamentals of refrigeration

Principles of cold production	099
Compression refrigeration system	100
Refrigeration applications	100



Thermodynamic applications in supply engineering: HVAC

Hot water generation	101
Air conditioning technology and ventilation	103
GUNT RHLLine Renewable Heat	104



Heating

Fundamental experiments on heating – training panels	105
Heating systems in buildings	106



Sanitary systems

109



Thermal engineering



Fundamentals of thermodynamics
Thermodynamic state variables

WL 201
Fundamentals of humidity measurement
Climatic chamber with adjustable humidity; comparison of four measuring methods



WL 203
Fundamentals of pressure measurement
Measurement of positive and negative pressure with different measuring devices



WL 202
Fundamentals of temperature measurement
Experimental introduction to temperature measurement: methods, areas of application, characteristics



WL 103
Expansion of ideal gases
Determination of the adiabatic exponent according to Clément-Desormes



WL 102
Change of state of gases
Isothermal and isochoric change of state of air



WL 920
Temperature measurement
Investigation of transient temperature behaviour and defined temperature jumps



Fundamentals of thermodynamics
Phase transition

WL 210
Evaporation process
Different forms of evaporation in an externally heated pipe



WL 204
Vapour pressure of water – Marcet boiler
Pressure and temperature measurement in a steam boiler




WL 220
Boiling process
Visualisation of different forms of evaporation in a transparent pressure vessel



WL 230
Condensation process
Measurement of heat transfer in dropwise and film condensation



WL 205
Vapour pressure curve of water – Marcet boiler
Pressure and temperature measurement in a steam boiler, software-supported experiments and evaluation



Fundamentals of thermodynamics

Principles of heat transfer

WL 362**Energy transfer by radiation**


Investigation of thermal and light radiation; thermal radiator and thermopile for the investigation of thermal radiation

**WL 460****Heat transfer by radiation**

Effect of different surfaces on heat transfer

**WL 372****Radial and linear heat conduction**

Study of heat conduction in solids

**WL 900****Steady-state and non-steady-state heat conduction**

Linear heat conduction in metals; non-steady state temperature distribution

**WL 377****Convection and radiation**

Heat transport between heating element and vessel wall by convection and radiation

**WL 440****Free and forced convection**

Calculation of convective heat transfer at different geometries: flat plate, cylinder, tube bundle

**WL 420****Heat conduction in metals**

Investigation of the thermal conductivity of different metals

**WL 430****Heat conduction and convection**


Investigation of heat conduction and convection using the example of a cooling fin

**WL 422****Heat conduction in fluids**

Determination of the coefficient of thermal conductivity for gaseous and liquid fluids

**WL 376****Thermal conductivity of building materials**

Investigation of the insulation properties of typical materials from the building materials sector





Heat exchangers Heat transfer

WL 314

Convective heat transfer in air flow

Convective heat transfer in heat exchangers with different geometries



WL 314.01

Heat transfer in pipes in parallel flow

Heat transfer from the tube wall to the flowing medium



WL 314.02

Heat transfer in pipes in mixed flow

Heat transfer in a shell and tube heat exchanger in cross-flow operation



WL 314.03

Heat transfer in a tube

Tubular heat exchanger, heat transfer in the inner pipe



Heat exchangers Recuperators

WL 110

Heat exchanger supply unit

Measuring the transfer characteristics of five different heat exchanger models, system control via PLC



WL 110.01

Tubular heat exchanger

Transparent heat exchanger with additional temperature measuring point after half of the transfer section; parallel flow and counterflow operation



WL 110.02

Plate heat exchanger

Typical plate heat exchanger in parallel flow and counterflow operation



WL 110.03

Shell & tube heat exchanger

Transparent shell and tube heat exchanger in cross parallel flow and cross counterflow operation



WL 110.04

Stirred tank with double jacket and coil

Heating using jacket or coiled tube; stirrer for improved mixing of medium



WL 110.05

Finned tube heat exchanger Heat transfer between water and air; cross-flow operation



WL 308

Heat transfer in pipe flow

Heat exchanger with measurement of the fluid and wall temperature; operation in parallel flow and counterflow



Heat exchangers
Recuperators

WL 302
Heat transfer in the tubular heat exchanger

Heat transfer in pipe flows and determination of heat flux; parallel flow and counterflow operation



WL 315.01
Shell & tube heat exchanger steam/water

Heat transfer process between steam and water, determination of heat flux of steam and water



ET 300
Finned tube heat exchanger water/air

Function of the heat exchanger as an air heater or water cooler



WL 312
Heat transfer in air flow

Convective heat transfer using shell & tube and finned tube heat exchangers



WL 315C
Comparison of various heat exchangers

Comparison of plate heat exchanger, tubular heat exchanger, shell and tube heat exchanger, finned cross-flow heat exchanger, and stirred tank with double jacket and coiled tube



Heat exchangers
Direct-contact heat exchangers

WL 320
Wet cooling tower

Principle of operation and characteristic variables of a wet cooling tower with forced ventilation



WL 320.01 - WL 320.04
Cooling columns, type 2 - type 5

Cooling columns with different wetting areas



Heat exchangers
Fluidisation and heat transfer

WL 225
Heat transfer in the fluidised bed

Heat transfer from a heating element to the fluidised bed



Thermal fluid energy machines
Steam power plants

ET 860
Safety devices on steam boilers

Familiarisation with boiler safety devices such as pressure and water level monitors



ET 810
Steam power plant with steam engine

Single-cylinder piston steam engine with gas-fired boiler for steam generation



ET 813
Two-cylinder steam engine

Single-acting steam engine with condensation for determining mechanical power and efficiency



HM 365
Universal drive and brake unit

Core component for experiments on various driving and driven machines



Experimental plant with two-cylinder steam engine ET 813, steam generator ET 813.01 and brake unit HM 365



ET 850
Steam generator

Laboratory scale gas-fired steam generator for wet or superheated steam; integrated condenser



ET 851
Axial steam turbine

Single-stage steam turbine with power output measurement; steam supply via ET 850, gas-fired or ET 852, electrical



ET 852 Steam generator, electrical

Laboratory scale electrical steam generator for superheated steam; integrated condenser; alternative to the gas-fired steam generator ET 850 for the supply of the steam turbine ET 851



ET 830
Steam power plant, 1,5kW

Oil-fired boiler, single-stage small industry turbine, condenser and feed water treatment and monitoring via PLC



ET 833
Steam power plant 1,5kW with process control system

Steam turbine system like ET 830, with additional monitoring and control via control station with touch screen panel



ET 805.50
Determination of the vapour content

Determination of the vapour content using a separating calorimeter with cyclone water separator or a throttling calorimeter with vapour depressurisation



Wet cooling towers for steam power plants ET 830 / ET 833 for re-cooling the cooling water

ET 830.01 (115kW) or ET 830.02 (140kW)

ET 833.01 (115kW) or ET 833.02 (140kW)



ET 805
Steam power plant 20 kW with process control system

Steam turbine with synchronous generator for grid-connected or stand-alone operation. Fully equipped with oil-fired or gas-fired boiler, condenser, cooling tower, feed water treatment and modern synchronisation device (PPU)



Thermal fluid energy machines
Gas turbines

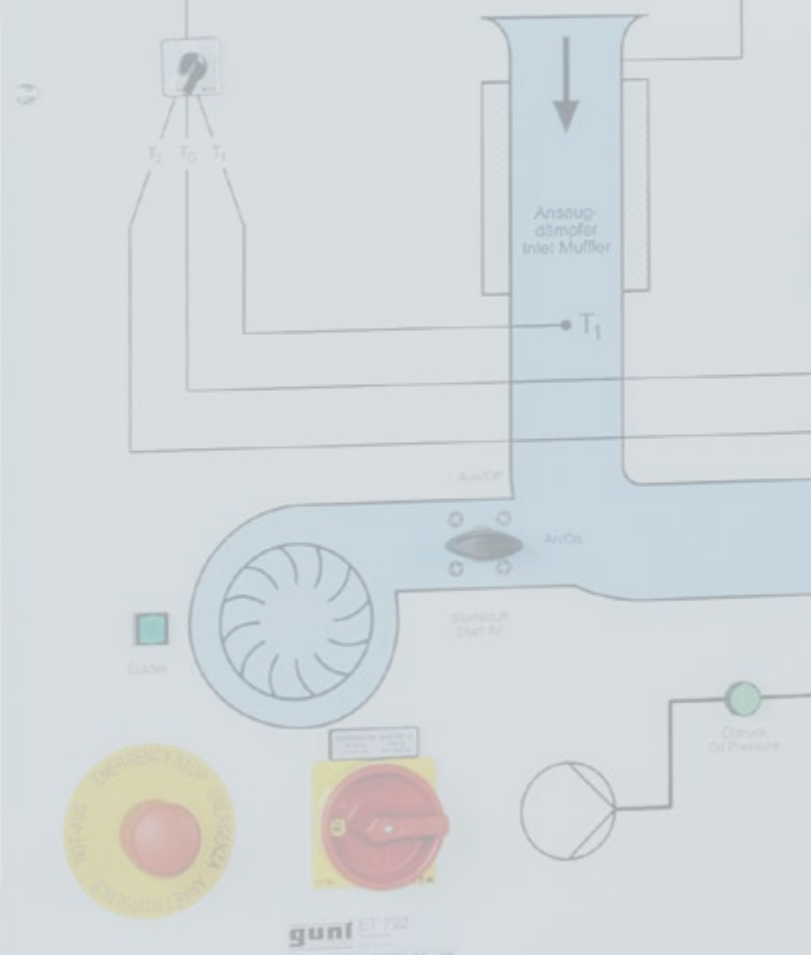
ET 792
Gas turbine
Operation with power turbine or as jet engine with propelling nozzle using liquid gas



ET 794
Gas turbine with power turbine
Two-shaft arrangement with high-pressure turbine and power turbine using liquid gas



ET 796
Gas turbine jet engine
Small single-shaft gas turbine with thrust measurement using either kerosene or petroleum



Thermal fluid energy machines
Piston compressors

ET 500
Two-stage piston compressor
Recording the characteristic of an industrial two-stage compressor, system control via PLC



ET 508
Simulation of a two-stage air compressor
Simulated operation of a two-stage compressor plant with intermediate and aftercooling



Single-stage compressor ET 513 with drive unit HM 365

ET 513
Single-stage piston compressor
Investigations on an air compressor including the determination of the mechanical power consumption



HM 365
Universal drive and brake unit
Core component for experiments on various driving and driven machines



ET 512
Compressed air generation plant with piston compressor
Function test on a single-stage piston compressor



ET 432
Behaviour of a piston compressor
Investigations in an open two-cylinder piston compressor from refrigeration



Thermal fluid energy machines
Internal combustion engines



Modular test stand for single cylinder test engines CT 159, test engine CT 151 and brake unit HM 365

CT 159
Modular test stand for single-cylinder engines, 3 kW

Mounting the engine, supply with fuel and air; measurement of characteristic engine data



HM 365
Universal drive and brake unit

Core component for experiments on various driving and driven machines



CT 150
Four-stroke petrol engine for CT 159

Air-cooled overhead valve four-stroke petrol engine



CT 151
Four-stroke diesel engine for CT 159

Air-cooled four-stroke diesel engine with direct injection



CT 153
Two-stroke petrol engine for CT 159

Air-cooled two-stroke petrol engine



CT 110
Test stand for single-cylinder engines, 7,5 kW

Control and load unit, supply with fuel and air; measurement of characteristic engine data



CT 100.22
Four-stroke diesel engine for CT 110

Air-cooled four-stroke diesel engine with direct injection



CT 100.20
Four-stroke petrol engine for CT 110

Air-cooled four-stroke petrol engine with external carburation




CT 100.21
Two-stroke petrol engine for CT 110

Air-cooled two-stroke petrol engine with reverse scavenging



CT 100.23
Water-cooled four-stroke diesel engine for CT 110

Water-cooled four-stroke diesel engine using the swirl chamber principle



Thermal fluid energy machines

Internal combustion engines

CT 300
Engine test stand, 11 kW
Test stand for industrial
two-cylinder engines



CT 300.04
Two-cylinder petrol engine
for CT 300
Air-cooled four-stroke
petrol engine with
external carburation



CT 300.05
Two-cylinder diesel engine
for CT 300
Water-cooled four-stroke
diesel engine with
indirect injection



CT 400
Load unit, 75 kW, for four-cylinder engines
Load unit with air-cooled eddy-current brake and instruments



CT 400.01
Four-cylinder
petrol engine
for CT 400
Water-cooled petrol
engine with controlled
catalytic converter,
max. 75 kW



CT 400.02
Four-cylinder
diesel engine
for CT 400
Diesel engine
with direct injection,
max. 41 kW



Fundamentals of refrigeration

Principles of cold production

ET 400
Refrigeration circuit with variable load
Compression refrigeration system with water-cooled evaporator



ET 352
Vapour jet compressor in refrigeration
Cold production using thermal energy. Transparent condenser
and evaporator allow the view into the inner workings.



ET 120
Cooling using the
Peltier effect
Demonstration
of the thermo-
electric effect



ET 122
Vortex cooling
device
Cooling and
heating using
compressed air



ET 360
Refrigeration circuit with propane

Investigate steady and transient load behavior of a propane refrigeration system. Dynamic display of the refrigerant mass flow and log p-h diagram in real time.



ET 480
Absorption
refrigeration system
Thermally driven
refrigeration system
without compressor
that can be heated
with either gas
or electrically



Fundamentals of refrigeration
Compression refrigeration system

ET 350
Changes of state in the refrigeration circuit

Energetic analyses of the refrigeration cycle; transparent components offer insights into the changes of state



ET 102
Heat pump

Utilisation of ambient heat for water heating



Fundamentals of refrigeration
Refrigeration applications

ET 915.01
Refrigerator model

Simple model of a domestic refrigerator for connection to ET 915



ET 915.02
Model of a refrigeration system with refrigeration and freezing stage

Series and parallel connection of evaporators; connection to ET 915



ET 915
HSI training system refrigeration and air conditioning technology, base unit

Modern learning environment through hardware/software integration (HSI)



HSI training system refrigeration with ET 915 and ET 915.02



Thermodynamic applications in supply engineering: HVAC
Hot water generation

HL 352
Test stand for oil, natural gas and propane gas burners

Design and operating behaviour of a heating boiler with hot water storage



ET 202
Principles of solar thermal energy

Determining characteristic parameters of a solar thermal system; model fitted with artificial radiation source



ET 262
Geothermal probe with heat pipe principle

Transparent components allow observing how the state of the heat transfer medium changes




ET 202.01
Parabolic trough collector

Function and operating behaviour of a parabolic trough collector; accessories for ET 202



HL 313
Domestic water heating with flat collector

Demonstration of the conversion of the sun's radiation energy into heat and the storing of that heat, operating the solar controller via web browser



ET 203
Parabolic trough collector with solar tracking

Function and operating behavior of a parabolic trough collector, astronomical and sensor-based sun tracking, system control via PLC



HL 314
Domestic water heating with tube collector

Familiarisation with the functions of the evacuated tube collector and the solar circuit, operating the solar controller via web browser



Thermodynamic applications in supply engineering: HVAC
Hot water generation

ET 102
 Heat pump
 Utilisation of ambient heat for water heating



ET 264
 Geothermal energy with two-well system
 Use of geothermal energy in an open system without thermal repercussion



ET 405
 Heat pump for cooling and heating operation
 Heat pump with various heat exchangers for air and water



ET 420
 Ice stores in refrigeration
 Industrial refrigeration system with ice store, dry cooling tower and wet cooling tower



Thermodynamic applications in supply engineering: HVAC
Air conditioning technology and ventilation

ET 915.06
 Model of a simple air conditioning system

Model of a simple air conditioning system for room cooling; connection to ET 915



ET 915.07
 Air conditioning model

Model of a full air conditioning system with outer and recirculating air operation; connection to ET 915



ET 915
 HSI training system refrigeration and air conditioning technology, base unit

Modern learning environment through hardware/software integration (HSI)



HSI training system air conditioning technology with ET 915 and ET 915.07



ET 605
 Air conditioning system model

Climatic chamber with latent and sensitive heat source as cooling load; recirculating and outer air operation



HL 720
 Ventilation system

Design and operation of a ventilation system; measuring the pressure curve within the ventilation system



ET 620
 Air conditioning and ventilation system

Manual or automatic operation by PLC; use of real components



Thermodynamic applications in supply engineering: HVAC
GUNT RHLLine Renewable Heat

HL 320.01
Heat pump

Heat pump for operation with different sources, operating the heating controller via touch screen or web browser



HL 320.02
Conventional heating

Electric complementary heater for the HL 320 modular system



HL 320.03
Flat collector

Pivotable flat collector for converting solar energy into heat



HL 320.04
Evacuated tube collector

Conversion of solar energy into heat in the evacuated tube collector



HL 320.05
Central storage module with controller

Module with buffer storage and bivalent storage for heating systems with renewable energies, operating the heating controller via touch screen or web browser



HL 320.07
Underfloor heating / geothermal energy absorber

Can be used as heat sink or heat source



HL 320.08
Fan heater / air heat exchanger

Can be used as heat sink or heat source



Heating

Fundamental experiments on heating – training panels

HL 101
Thermal expansion training panel

Investigation of thermal expansion of different pipe sections (PVC, PE, Cu, steel)



HL 105
Three-way mixing valve training panel

Effect of mixing ratio on feed flow and circulating flow temperature



HL 104
Temperature measurement training panel

Investigation of four different temperature measuring methods



HL 106
Four-way mixing valve training panel

Effect of mixing ratio on feed flow and circulating flow temperature



HL 107
Circulating pumps training panel

Series and parallel operation of two pumps



HL 110
Expansion vessel training panel

Displacement volume of an expansion vessel as a function of the pressure



HL 109
Safety devices training panel

Function of safety valves against excess pressure and excess temperature



Heating
Fundamental experiments on heating – training panels

HL 112
Radiator training panel

Familiarisation with a hot water heating system



HL 108
Domestic heating circuit training panel

Model of a central heating system with radiators, circulating pump and four-way mixing valve



Heating
Heating systems in buildings

HL 620
Domestic heating system control training panel

Operation of a modern heating controller



HL 360
Oil tank safety trainer

Investigation of tank safety devices and their function



HL 350
Oil burner demonstrator

Heating boiler with viewing window for observing the flame



HL 351
Domestic heating boiler

Heating boiler with an oil burner; hot water generator for other trainers from the HL series



HL 353
Hot water generator

Setup of a complete domestic heating system together with HL 353.01 and/or HL 353.02



HL 860
Exhaust gas analyser

Easy to operate gas analysis device



HL 353.02
Heat distribution and control in heating systems

Two independent heating circuits with control devices: heating circuit with one subcircuit and with two subcircuits



HL 353.01
Comparison of different heating types

Two independent heating circuits: floor heating or forced convector with fan and two radiators



HL 300
Central heating system

Function and operating behaviour of a hot water heating system with digital heating controller



HL 392C
Safety & control in heating systems

Function and operating behaviour of safety valve, safety pressure cut-out, temperature controller, flow switch and much more



Heating Heating systems in buildings

HL 510 Domestic gas supply training panel

Simulation of leaks
in pipes



HL 500 Instantaneous gas heater

Methods of gas burner adjustment; simulation of twelve faults

Order No.: 065.50000



HL 358 Forced air gas burner training panel

Nominal load
adjustment and fault
finding on a gas burner;
hazard-free due to
operation with air



HL 356 Demo unit, gas burner

Electronic simulation of the operation of a forced air gas burner



HL 530 Training panel function of gas heater

Functioning of a typical combination boiler; separate circuits for
room heating and domestic water heating



Sanitary systems

ST 210 Sanitation fittings training panel

Investigation of func-
tion and operating
behaviour: two handle
mixers, flushing valve



ST 330 Protection of drinking water training panel

Safety and hygiene of
drinking water pipes



ST 320 Pipe cleaning training panel

Pipe flushing according
to DIN 1988 standards;
contaminants can be
introduced



ST 310 Drinking water instal- lation demonstrator

Drinking water
installation in domestic
setting with all
common components



ST 510 Full-scale sewerage system

Demonstration of key aspects
of wastewater technology.
Transparent piping system
allows view of the inside to
observe the flow conditions.



Hands-on teaching engineering – with GUNT's SMART features



3a | Refrigeration and air conditioning technology



Refrigeration

Principles of refrigeration:	
▶ principles of cold production	112
▶ compression refrigeration system	113
▶ training systems	114
Thermodynamics of the refrigeration cycle	116
Components of refrigeration:	
▶ compressors	117
▶ evaporators and condensers	118
▶ primary and secondary controllers	118
▶ piping	119
▶ assembly, fault finding, maintenance	119
▶ cutaway models	120
Heat pumps and ice store	122
Solar cooling	123



Air conditioning technology

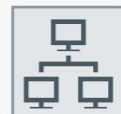
States of the air	124
Principles of air conditioning technology	124
Practical air conditioning systems	126
Ventilation	127



Electrical engineering in refrigeration and air conditioning technology

Refrigeration controls	130
Control of refrigeration systems	130
Fault finding	131

About the product:



Refrigeration and
air conditioning technology





Refrigeration

Principles of refrigeration: principles of cold production

ET 101
Simple compression
refrigeration circuit

Cooling and heating of the heat exchangers directly tangible

**ET 120**
Cooling using the
Peltier effect

Demonstration of the thermo-electric effect

**ET 122**
Vortex cooling
device

Cooling and heating using compressed air

**ET 480**
Absorption
refrigeration system

Thermally driven refrigeration system without compressor that can be heated with either gas or electrically

**ET 352**
Vapour jet compressor in refrigeration

Cold production using thermal energy. Transparent condenser and evaporator allow the view into the inner workings.

**ET 360**
Refrigeration circuit with propane

Investigate steady and transient load behavior of a propane refrigeration system. Dynamic display of the refrigerant mass flow and log p-h diagram in real time.



Refrigeration

Principles of refrigeration: compression refrigeration system

ET 411C
Compression refrigeration system

Comparison of different expansion elements, investigation of the effects of over- and underfilling with refrigerant

**ET 350**
Changes of state
in the refrigeration
circuit

Energetic analyses of the refrigeration cycle; transparent components offer insights into the changes of state

**ET 400**
Refrigeration circuit with variable load


Compression refrigeration system with water-cooled evaporator



Refrigeration
Principles of refrigeration: training systems

ET 900
Introduction to refrigeration

Training system with interchangeable modules



ET 910
Refrigeration training system, base unit

Set-up of various refrigeration circuits using modular component kits; includes refrigeration chamber and condensing unit



ET 910.10
Refrigeration components for basic experiments

Accessories to set up simple refrigeration circuits



ET 910.11
Refrigeration components for advanced experiments

Accessories to set up complex refrigeration circuits



Experimental setup capacity control with post injection with ET 910, ET 910.10 and ET 910.11



ET 915.01
Refrigerator model

Simple model of a domestic refrigerator for connection to ET 915



ET 915
HSI training system refrigeration and air conditioning technology, base unit

Modern learning environment through hardware/software integration (HSI)



ET 915.02
Model of a refrigeration system with refrigeration and freezing stage

Series and parallel connection of evaporators; connection to ET 915



HSI training system refrigeration with ET 915 and ET 915.02

Refrigeration Thermodynamics of the refrigeration cycle

ET 441

Refrigeration chamber and defrosting methods

Climatic investigations in cooling and freezing chambers; frosting and defrosting of the evaporator



ET 351C

Thermodynamics of the refrigeration circuit

Compression refrigeration system for thermodynamic investigations, measurement of the mechanical compressor output

ET 430

Refrigeration system with two-stage compression

Low temperature refrigeration system; compression with injection intercooler and additional refrigerant supercooling



ET 380

Refrigeration cycle: refrigeration plant and heat pump

Visible phase transitions in evaporator and condenser; log p-h diagram in real time



ET 412C

Refrigeration system with refrigeration and freezing chamber

Simulation of 18 electrical and hydraulic faults



Refrigeration Components of refrigeration: compressors



Compression refrigeration system ET 165 with drive unit HM 365

ET 165

Refrigeration system with open compressor

Capacity measurement at the open compressor with variable speed; refrigeration chamber with adjustable cooling load



HM 365

Universal drive and brake unit

Core component for experiments on various driving and driven machines



ET 432

Piston compressor in refrigeration

Investigations in an open two-cylinder piston compressor from refrigeration



ET 428

Energy efficiency in refrigeration systems

Refrigeration system with three compressors in interconnected operation; adaptation to the capacity requirement



Refrigeration
Components of refrigeration: evaporators and condensers

ET 431
Heat exchangers in the refrigeration circuit
 Properties of different heat exchangers and their use in refrigeration; effect of superheating and supercooling



ET 405
Heat pump for cooling and heating operation
 Heat pump with various heat exchangers for air and water



Refrigeration
Components of refrigeration: piping

ET 460
Oil return in refrigeration systems
 Transport of lubricants soluble in refrigerant in refrigeration systems; transparent pipes



Refrigeration
Components of refrigeration: primary and secondary controllers

ET 182
Secondary controllers in refrigeration systems
 Demonstration of the principle of operation of the various secondary controllers in the refrigeration circuit



ET 180
Pressure switches in refrigeration
 Protection against overpressure and negative pressure in the refrigeration circuit; display of switching states via lamps



ET 426
Capacity control in refrigeration systems
 Investigation of different capacity control methods



Refrigeration
Components of refrigeration: assembly, fault finding, maintenance

MT 210
Assembly & maintenance exercise: refrigeration
 Study project with high practical relevance for training in metal and electrical professions: assembly of a refrigeration system from individual components



ET 192
Replacement of refrigeration components
 Service and repair exercises: replacement of compressor, pressure switch, filter/drier, solenoid valve and expansion valve



ET 422
Capacity control and faults in refrigeration systems
 Investigation of different methods for capacity control; fault simulation



Refrigeration
Components of refrigeration: cutaway models

ET 499.30
 Cutaway model:
 ceiling air cooler



ET 499.01
 Cutaway model:
 hermetic refrigerant
 compressor



ET 499.18
 Cutaway model:
 thermostatic expansion valve



ET 499.19
 Cutaway model:
 automatic expansion valve



ET 499.02
 Cutaway model:
 semi-hermetic
 refrigerant
 compressor



ET 499.03
 Cutaway model:
 open refrigerant
 compressor, two-cylinder



ET 499.21
 Cutaway model:
 sight glass with
 humidity indicator



ET 499.25
 Cutaway model:
 4-way reversing valve



ET 499.12
 Cutaway model:
 block drier



ET 499.13
 Cutaway model:
 oil separator




ET 499.26
 Cutaway model:
 condensation pressure
 control valve



ET 499.14
 Cutaway model:
 liquid separator



ET 499.16
 Cutaway model:
 ball valve



Refrigeration
Heat pumps and ice store

ET 102
Heat pump
Utilisation of ambient heat for water heating



ET 405
Heat pump for cooling and heating operation
Heat pump with various heat exchangers for air and water



ET 420
Ice stores in refrigeration
Industrial refrigeration system with ice store, dry cooling tower and wet cooling tower



HL 320.01
Heat pump
Heat pump for operation with different sources, operating the heating controller via touch screen or web browser



HL 320.07
Underfloor heating / geothermal energy absorber
Can be used as heat sink or heat source



HL 320.08
Fan heater / air heat exchanger
Can be used as heat sink or heat source



Refrigeration
Solar cooling

ET 256
Cooling with solar electricity
Compression refrigeration system for operation with solar current from ET 250



ET 256 together with the optional artificial light source HL 313.01 and solar modules ET 250


ET 352.01
Solar heat for refrigeration
Solar thermal operation of a vapour jet compressor



ET 352
Vapour jet compressor in refrigeration
Cold production using thermal energy. Transparent condenser and evaporator allow the view into the inner workings.



HL 313
Domestic water heating with flat collector
Demonstration of the conversion of the sun's radiation energy into heat and the storing of that heat, operating the solar controller via web browser



HL 314
Domestic water heating with tube collector
Familiarisation with the functions of the evacuated tube collector and the solar circuit, operating the solar controller via web browser



ET 480
Absorption refrigeration system
Thermally driven refrigeration system without compressor that can be heated with either gas or electrically



Air conditioning technology
States of the air

WL 320
Wet cooling tower

Principle of operation and characteristic variables of a wet cooling tower with forced ventilation



WL 320.01 - WL 320.04
Cooling columns, type 2 - type 5

Cooling columns with different wetting areas



WL 201
Fundamentals of humidity measurement
Climatic chamber with adjustable humidity; comparison of four measuring methods



Air conditioning technology
Principles of air conditioning technology

ET 605
Air conditioning system model

Climatic chamber with latent and sensitive heat source as cooling load; recirculating and outer air operation



ET 915
HSI training system refrigeration and air conditioning technology, base unit

Modern learning environment through hardware/software integration (HSI)



ET 915.06
Model of a simple air conditioning system

Model of a simple air conditioning system for room cooling; connection to ET 915



ET 915.07
Air conditioning model

Model of a full air conditioning system with outer air and recirculating operation; connection to ET 915



HSI training system air conditioning technology with ET 915 and ET 915.07

Air conditioning technology
Practical air conditioning systems

ET 611
Air conditioning system with chamber
Chamber for comfort studies, suitable for occupation by test individuals.
Air conditioning system with water chiller and vapour humidifier.



ET 600
Conditioning of room air
Air conditioning system consisting of industrial components including direct evaporator and vapour humidifier



ET 630
Split system air conditioner
Modern air conditioning unit with heat pump function: cooling or heating



ET 450
Vehicle air conditioning
Vehicle air conditioning system for cooling the vehicle interior; use of typical components from automotive technology



ET 620
Air conditioning and ventilation system
Manual or automatic operation by PLC; use of real components



Air conditioning technology
Ventilation

HM 280
Experiments with a radial fan
Operating behaviour and characteristic variables of a radial fan; two interchangeable rotors



HM 282
Experiments with an axial fan
Operating behaviour and parameters of an axial fan



HM 210
Characteristic variables of a radial fan
Determination of flow rate via iris diaphragm or Venturi nozzle



HL 720
Ventilation system
Design and operation of a ventilation system; measuring the pressure curve within the ventilation system



HL 722
Control unit for ventilation system
Temperature control unit for ventilation system HL 720



HL 710
Air duct systems
Planning and setup of simple and complex air duct systems




Air conditioning technology
Ventilation

HM 240
Principles of air flow
Determining the fan characteristic curve



HM 240.03
Electronic total pressure sensor
Measurement of the velocity distribution in the intake tube on HM 240



HM 240.04
Pressure distribution on a cylinder
Cylinder in transverse incident flow; record pressure distribution in the wake of the cylinder in conjunction with HM 240.03



HM 240.05
Pressure losses in pipe elements
Measurement of pressure losses in straight pipe sections, in a 90° pipe bend, and in a 90° pipe angle




HM 240.06
Heat transfer at a cylinder in transverse flow
Investigation of heat transfer from a heated rod to an air flow



HM 220
Air flow experimental plant
Determining pressure loss and velocity profiles; different measuring objects



WL 312
Heat transfer in air flow
Convective heat transfer using shell & tube and finned tube heat exchangers



Accessories for the trainer:
WL 312.01 Heat transfer with plain tubes,
WL 312.02 Heat transfer with finned tubes,
WL 312.03 Heat transfer on refrigerant evaporator



Electrical engineering in refrigeration and air conditioning technology
Refrigeration control

ET 144
Electrical installation in refrigeration systems

Design and wiring of typical electrical circuits from refrigeration

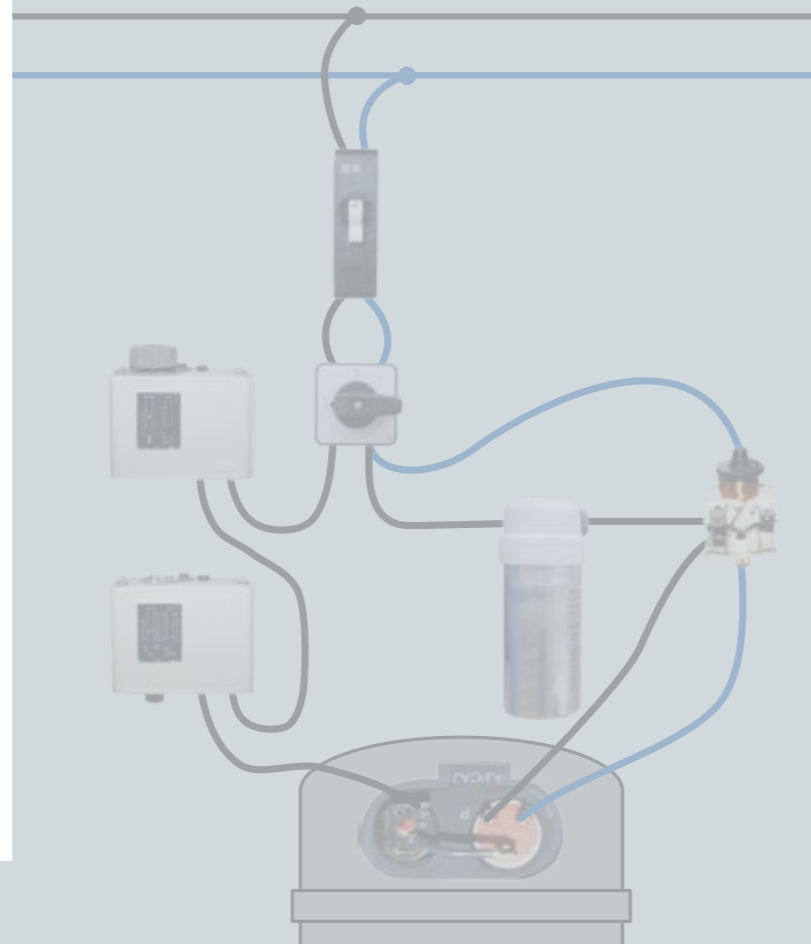


ET 171
Electrical connection of refrigerant compressors
Use of a real refrigerant compressor



Electrical engineering in refrigeration and air conditioning technology
Control of refrigeration systems

ET 930
Evaporator control with electronic expansion valve
Practical programming of a modern refrigeration controller



Electrical engineering in refrigeration and air conditioning technology
Fault finding

ET 172
Electrical faults in refrigerant compressors
Investigation of important electrical components from refrigeration




ET 170
Electrical faults in simple air conditioning systems
Simulation of a simple air conditioning system with compressor, fan and thermostat



ET 174
Electrical faults in full air conditioning systems
Simulation of the electrical circuit of a complex conditioning system with humidifying and heat pump function



Hands-on teaching engineering – with GUNT's SMART features



About the product:



4 | Fluid mechanics



Fundamentals of fluid mechanics

Physics and properties of fluids	134
Fundamentals of hydrostatics	135
Flow around bodies	135
Fundamentals of hydrodynamics	136
Flow in pipes	137
Methods of flow rate measurement	137
Compact fluid mechanics: Fluidtutor	138
Turbomachines	138
Open-channel flow	139
Compact + digital: HM 250 Fundamentals of fluid mechanics	140



Steady flow

Fundamentals of steady flow	142
Steady flow of compressible fluids	144
Flow in pipe systems	145
Flow in valves	147
Methods of flow rate measurement	147
Cavitation	148



Examples of transient flow

149



Flow around bodies

150



Hydraulic fluid energy machines

Hydraulic turbines	153
Driven machines	154
Centrifugal pumps	155
Positive displacement pumps	155



Components in piping systems and plant design

Cutaway models	156
Assembly exercises: valves and fittings	160
Assembly & maintenance exercises: pumps	161
Design of complex piping and plant systems	162



Fluidic experimental plants

163



Fluid mechanics




Fundamentals of fluid mechanics
Physics and properties of fluids
WL 202
Fundamentals of temperature measurement

Experimental introduction to temperature measurement: methods, areas of application, characteristics


WL 203
Fundamentals of pressure measurement

Measurement of positive and negative pressure with different measuring devices


HM 150.02
Calibration of pressure gauges

Operation of a Bourdon tube pressure gauge and a piston manometer


WL 102
Change of state of gases

Isothermal and isochoric change of state of air


WL 103
Expansion of ideal gases

Determination of the adiabatic exponent according to Clément-Desormes


WL 205
Vapour pressure curve of water – Marcet boiler

Pressure and temperature measurement in a steam boiler, software-supported experiments and evaluation


WL 204
Vapour pressure of water – Marcet boiler


Pressure and temperature measurement in a steam boiler


Fundamentals of fluid mechanics
Fundamentals of hydrostatics
HM 115
Hydrostatics trainer

Experiments on buoyancy, density, capillarity etc.; various methods of pressure measurement


HM 150.05
Hydrostatic pressure in liquids

Investigation of fluid pressure on vessel walls


HM 150.06
Stability of floating bodies

Determining metacentre and buoyancy using a rectangular hull cross-section


HM 150.39
Floating bodies for HM 150.06

Comparison of two different frame shapes: hard chine and round bilge


Fundamentals of fluid mechanics
Flow around bodies
HM 150.10
Visualisation of streamlines

Investigation of flow around models in laminar, two-dimensional flow using ink as contrast medium

Recommended for water supply:
HM 150 Base module for experiments in fluid mechanics


HM 135
Determination of the settling velocity

Vertically falling body in liquid using specimens of different sizes and different materials



Fundamentals of fluid mechanics

Fundamentals of hydrodynamics

HM 150.18 Osborne reynolds experiment

Visualisation of laminar and turbulent flow
Recommended for water supply:
HM 150 Base module for
experiments in fluid mechanics



HM 150.07 Bernoulli's principle

Static pressure and total pressure distribution along the Venturi nozzle
Recommended for water supply:
HM 150 Base module for
experiments in fluid mechanics



HM 150.08 Measurement of jet forces

Demonstration of the principle of linear momentum and impact forces on interchangeable deflectors with different deflection angles
Recommended for water supply:
HM 150 Base module for
experiments in fluid mechanics



TM 605 Coriolis force

Demonstration of the Coriolis force in rotating reference systems



HM 150.09 Horizontal flow from a tank

Recording the trajectory of the water jet at different outlet velocities
Recommended for water supply:
HM 150 Base module for
experiments in fluid mechanics



HM 150.12 Vertical flow from a tank

Determination of pressure losses and contraction coefficient for different outlet contours
Recommended for water supply:
HM 150 Base module for
experiments in fluid mechanics



HM 150.14 Vortex formation

Free and forced vortex; point gauges to detect surface profiles
Recommended for water supply:
HM 150 Base module for
experiments in fluid mechanics



HM 150 Base module for experiments in fluid mechanics

Volumetric flow measurement for large and small flow rates



Fundamentals of fluid mechanics

Flow in pipes

HM 150.01 Pipe friction for laminar/turbulent flow

Determining the critical Reynolds number
Recommended for water supply:
HM 150 Base module for
experiments in fluid mechanics



HM 150.11 Losses in a pipe system

Influence of flow velocity on pressure loss
Recommended for water supply:
HM 150 Base module for
experiments in fluid mechanics



HM 150.29 Energy losses in piping elements

Pressure losses in various pipe fittings and in the ball valve
Recommended for water supply: HM 150 Base module for experiments in fluid mechanics



Fundamentals of fluid mechanics

Methods of flow rate measurement

HM 150.13 Methods of flow measurement

Comparison of different measuring methods and determining the flow coefficients
Recommended for water supply:
HM 150 Base module for
experiments in fluid mechanics



Fundamentals of fluid mechanics

Compact fluid mechanics: Fluidtutor

HM 241

Fundamentals of water flow

Experiments on water flow in open flumes and in pipes.
Transparent design allows observation of the flow processes.



Fundamentals of fluid mechanics

Turbomachines

HM 150.19

Operating principle of a Pelton turbine

Model of an impulse turbine with adjustable nozzle; determination of efficiency

Recommended for water supply: HM 150 Base module for experiments in fluid mechanics



HM 150.20

Operating principle of a Francis turbine

Model of a reaction turbine with adjustable guide vanes and determination of the efficiency

Recommended for water supply: HM 150 Base module for experiments in fluid mechanics



HM 150.04

Centrifugal pump

Determining the characteristics of a typical centrifugal pump

HM 150 Base module required for experiments in fluid mechanics



HM 150.16

Series and parallel configuration of pumps

Characteristic curves and hydraulic power; comparison of operating modes

Recommended for water supply: HM 150 Base module for experiments in fluid mechanics



Fundamentals of fluid mechanics

Open-channel flow

HM 150.03

Plate weirs for HM 150

Discharge measurement in open channels using two measuring weirs

HM 150 Base module required for experiments in fluid mechanics




HM 150.21

Visualisation of streamlines in an open channel

Flow around various drag bodies and incident flow of weirs; ink as contrast medium

Recommended for water supply: HM 150 Base module for experiments in fluid mechanics



HM 164

Open channel and closed channel flow

Flow processes on different structures in open and closed channel flows; losses at inlet and outlet



HM 160

Experimental flume 86 x 300 mm

Experimental section lengths of 2,5m or 5m available, closed water circuit and inclination adjustment



Alle GUNT-Versuchsrinnen

Accessories for the experimental flume HM 160

Experiments

- control structures
- flow-measuring flumes
- change in cross-section
- wave generator
- beaches
- vibrating piles
- sediment trap
- sediment feeder

Measuring instruments

- level gauges, analogue analogue or with digital display
- determination of velocity via pitostatic tube or via velocity meter
- pressure measurement

Other accessories

- UV system for disinfection
- extension element

Fundamentals of fluid mechanics

Compact + digital: HM 250 Fundamentals of fluid mechanics

HM 250 Fundamentals of fluid mechanics


Base module for experiments in fluid mechanics, system control via PLC



Patented

HM 250.01 Visualisation of pipe flow

Visualisation of laminar and turbulent flow



HM 250.02 Measurement of flow profile

Measurement of laminar and turbulent flow




HM 250.06 Free discharge

Recording the trajectory of the water jet and discharge coefficients at different outlet velocities




HM 250.07 Bernoulli's principle

Static pressure and total pressure distribution along the Venturi nozzle




HM 250.08 Losses in pipe elements

Influence of flow velocity on pressure loss, didactically successive pipe sections



HM 250.04 Continuity equation

Relationship between cross-sectional area traversed and flow velocity



HM 250.03 Visualisation of streamlines

Investigation of cross-sectional changes in laminar, two-dimensional flow; visualisation using electrolytically generated hydrogen bubbles




HM 250.09 Fundamentals of pipe friction

Pipe friction for laminar / turbulent flow, Reynolds number and pipe friction factor



HM 250.10 Pressure curve along the inlet section

Friction losses in the inlet as well as with different pipe geometries and surface roughnesses



HM 250.05 Measurement of jet forces

Demonstration of the principle of linear momentum; interchangeable deflectors with different deflection angles



HM 250.11 Open channel

Flow around various drag bodies and incident flow of weirs



HM 250.90 Laboratory shelf

Shelf with extendable shelves, for stowing accessories for HM 250




Steady flow Fundamentals of steady flow

HM 240
Principles of air flow
Recording the fan characteristic



HM 240.03
Electronic total pressure sensor
Measurement of the velocity distribution in the intake tube on HM 240



HM 240.04
Pressure distribution on a cylinder
Cylinder in transverse incident flow; record pressure distribution in the wake of the cylinder in conjunction with HM 240.03



HM 240.06
Heat transfer at a cylinder in transverse flow
Investigation of heat transfer from a heated rod to an air flow



HM 240.05
Pressure losses in pipe elements
Measurement of pressure losses in straight pipe sections, in a 90° pipe bend, and in a 90° pipe angle



HM 241
Fundamentals of water flow
Experiments on water flow in open flumes and in pipes. Transparent design allows observation of the flow processes.




HM 220
Air flow experimental plant
Determining pressure loss and velocity profiles; different measuring objects



HM 220.01
Venturi tube
Examination of the continuity equation and Bernoulli's principle; representation of the pressure curve



HM 220.02
Measurement of boundary layers
Velocity distribution and boundary layer thickness within the boundary layer of a flat plate in longitudinal flow; vertically sliding Pitot tube



HM 225
Aerodynamics trainer
For experiments from the fields of flow around bodies and steady incompressible flow



HM 225.03
Bernoulli's principle
Demonstration of the continuity equation and Bernoulli's equation



HM 225.05
Flow in a pipe bend
Determination of the static pressure at 29 pressure measuring points



HM 225.07
Free jet
Investigation of flow from nozzles



Steady flow

Steady flow of compressible fluids

HM 230
Flow of compressible fluids
Subsonic and sonic flow
through different measuring objects



HM 172
Supersonic wind tunnel with Schlieren optics
Schlieren optics for visualisation of Mach lines and shock waves
on drag bodies; interchangeable walls in the measuring section
produce velocities up to Mach 1,8



HM 260
Characteristics of nozzles
Measuring the impact or
thrust force for determining
the discharge velocity and
the nozzle efficiency



HM 261
Nozzle pressure distribution
Measuring the pressure
curves in a convergent nozzle
and in Laval nozzles



Steady flow

Flow in pipe systems

HL 102
Installation technology:
losses in
different pipes
Investigation of the
pressure difference
in four equal-length
pipe sections made
of different
materials




HL 103
Installation technology:
losses in pipe bends
Investigation of the
pressure loss at
pipe elements with
different changes
in pipe direction
and materials



HL 113
Installation technology:
losses in
valves and fittings
Investigation of the
pressure loss of
standard valves
and fittings



HL 210
Installation technology:
losses in a pipe system
Investigation of pressure
losses at contractions,
pipe angles, pipe bends,
valves and fittings and
pipe elements



HL 111
Installation technology:
losses in
straight pipes
Determining the
pressure loss in an
open pipe section



HM 222
Air flow in pipes and pipe elements
Resistances and losses in
laminar and
turbulent pipe
flow



HM 120
Losses in
pipe elements
Investigation of
flow and pressure
losses in different
pipe sections



HM 112
Fluid mechanics trainer
Interchangeable measuring
objects and different
pipe sections



Steady flow Flow in pipe systems

HM 111 Pipe networks

Pressure losses at various piping elements and pipe networks; parallel and series connection of pipe sections



HM 124 Fluid mechanics experimental plant

Investigations on centrifugal pumps, control valves, piping and fittings. Large scale industrial components and high-quality instrumentation deliver realistic measurement results.



HM 122 Pressure losses in pipes

Experimental determination of important coefficients related to pressure loss in various pipe systems



Steady flow Flow in valves

RT 390 Test stand for control valves

Design and function of control valves; determination of the Kv value



RT 396 Pump and valves and fittings test stand

Recording characteristic curves of industrial fittings and a centrifugal pump



Steady flow Methods of flow rate measurement

HM 500 Flow meter trainer

Comparison and calibration of different flow meters



Different flow meters HM 500.01-HM 500.16 are available as accessories.

Steady flow Cavitation


HM 380 Cavitation in pumps

Visualisation of cavitation effects in a transparent pump; how speed, inlet pressure, flow rate and temperature affect cavitation



ST 250 Cavitation

Visualisation of the formation of vapour bubbles in a Venturi nozzle



Examples of transient flow

HM 156 Water hammer and surge chamber

Investigation of formation, effect and function



HM 150.09 Horizontal flow from a tank

Recording the trajectory of the water jet at different outlet velocities

Recommended for water supply:
HM 150 Base module for experiments in fluid mechanics



HM 150.12 Vertical flow from a tank

Determination of pressure losses and contraction coefficient for different outlet contours

Recommended for water supply:
HM 150 Base module for experiments in fluid mechanics



HM 155 Water hammer in pipes

Water hammer as a function of valve closing time; calculation of the wave propagation velocity in water



HM 150.14 Vortex formation

Free and forced vortex; point gauges to detect surface profiles

Recommended for water supply:
HM 150 Base module for experiments in fluid mechanics



HM 150.15 Hydraulic ram – pumping using water hammer

Formation and effect of water hammer

Recommended for water supply:
HM 150 Base module for experiments in fluid mechanics



HM 143 Transient drainage processes in storage reservoirs

Demonstration of the function of a rainwater retention basin and a storage lake



Flow around bodies

HM 170
Open wind tunnel

Experiments from the field of aerodynamics and fluid mechanics with an "Eiffel" type wind tunnel



HM 170.70
Wind power plant with rotor blade adjustment

Extension to wind tunnel HM 170



Drag bodies
HM 170.01 – HM 170.11

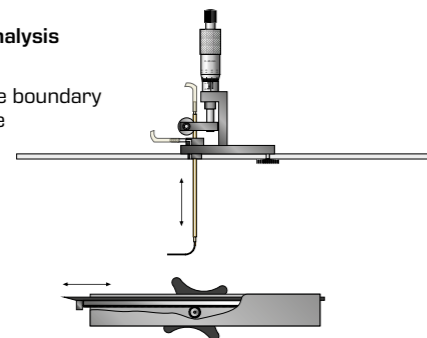
HM 170.22
Pressure distribution on an aerofoil NACA 0015

Experiments with different aerofoil angles of attack




HM 170.24
Boundary layer analysis with Pitot tube

Investigation of the boundary layer on a flat plate with flow along the plate; two different surfaces



HM 170.28
Wake measurement

Investigation of the pressure distribution behind a cylinder subject to surrounding flow



HM 225
Aerodynamics trainer

For experiments from the fields of flow around bodies and steady incompressible flow



HM 225.02
Boundary layers

Investigation of boundary layers on a flat plate with flow along the plate



HM 225.04
Drag forces

Determining drag forces on models immersed in a flow



HM 225.06
Coanda effect

Investigation of wall-guided airflow and familiarisation with the principle of pneumatic logic elements



HM 225.08
Visualisation of streamlines

Flow patterns in real fluids at different models; visualisation using fog



HM 152
Potential flow


Visualisation of streamlines in a Hele-Shaw cell, ink as contrast medium



HM 150.10
Visualisation of streamlines

Investigation of flow around models in laminar, two-dimensional flow using ink as contrast medium

Recommended for water supply:
HM 150 Base module for experiments in fluid mechanics



Flow around bodies

HM 226**Wind tunnel for visualisation of streamlines**


Illuminated test section, various models, fog generator included

**HM 153****Visualisation of different flows**

Visualisation of flow around bodies and flow phenomena in open channels and pipes

**HM 133****Visualisation of flow fields**

Visualisation of laminar and turbulent flow processes in a water channel using electrolytically generated hydrogen bubbles

**CE 220****Fluidised bed formation**

Investigation of fluidised bed formation of solids in air and water

**HM 136****Flow through packed columns**

Comparison of different modes of operation; water and/or air, parallel flow or counterflow mode

**HM 132****Vertical visualisation of flow fields**

Visualisation using electrolytically generated hydrogen bubbles

Hydraulic fluid energy machines
Hydraulic turbines**HM 450C****Characteristic variables of hydraulic turbomachines**

Determination of output and efficiency of turbines and pumps; demonstration of a pumped storage plant

**HM 450.01****Pelton turbine**

Model of an impulse turbine with speed and torque measurement

**HM 450.02****Francis turbine**

Model of a reaction turbine with speed and torque measurement; adjustable guide vanes

**HM 450.03****Propeller type turbine**

Six-bladed propeller type turbine with guide vane adjustment for varying power, measurement of speed and torque

**HM 450.04****Kaplan turbine**

Five-bladed Kaplan turbine with blade and guide vane adjustment for varying power, measurement of speed and torque

**HM 287****Experiments with an axial turbine**

Record characteristics of an axial reaction turbine

**HM 405****Axial-flow turbomachines**

Function of a turbomachine; configuration as pump or turbine with interchangeable rotor/impeller and stator/guide vane system



Hydraulic fluid energy machines

Hydraulic turbines

HM 288

Experiments with a reaction turbine

Record characteristics of a turbine based on the reaction force



HM 289

Experiments with a Pelton turbine

Record characteristics of a free jet turbine



HM 291

Experiments with an action turbine

Record characteristics of an axial impulse turbine



HM 290

Base unit for turbines

Water supply for HM 288, HM 289 and HM 291



Hydraulic fluid energy machines

Driven machines

HM 299

Comparison of positive displacement machines and turbomachines

Interchangeable driven machines: three pump types and a compressor



Hydraulic fluid energy machines

Centrifugal pumps

HM 283

Experiments with a centrifugal pump

Determination of characteristic pump variables



HM 284

Series and parallel configuration of pumps

Demonstration of series, parallel and the individual operation of centrifugal pumps



HM 332

Pump characteristics for parallel and series configuration

Investigation of the behaviour of two identical centrifugal pumps in operation, system control via PLC



HM 300

Hydraulic circuit with centrifugal pump

Measurement of pressure conditions in valves and fittings and a pump



Hydraulic fluid energy machines

Positive displacement pumps

HM 285

Experiments with a piston pump

Record characteristics of a reciprocating positive displacement pump




HM 286

Experiments with a gear pump

Record characteristics of a rotary positive displacement pump



 Components in piping systems and plant design
Cutaway models

HM 700.01
Cutaway model:
standard orifice plate



HM 700.02
Cutaway model:
flow nozzle



HM 700.09
Cutaway model:
strainer



HM 700.10
Cutaway model:
gate valve



HM 700.03
Cutaway model:
standard Venturi meter



HM 700.04
Cutaway model:
straight-way valve



HM 700.11
Cutaway model:
straight-way plug valve



HM 700.12
Cutaway model:
three-way plug valve



HM 700.05
Cutaway model:
corner valve



HM 700.06
Cutaway model:
angle seat valve



HM 700.13
Cutaway model:
ball valve



HM 700.14
Cutaway model:
safety valve



HM 700.07
Cutaway model:
non-return valve



HM 700.08
Cutaway model:
pressure reducing valve



HM 700.15
Cutaway models:
various screwed pipe
connections



HM 700.16
Cutaway models:
pressure gauges



Components in piping systems and plant design
Cutaway models

HM 700.17
 Cutaway model:
 centrifugal pump



HM 700.20
 Cutaway model:
 piston pump



HM 700.22
 Cutaway model:
 gear pump




VS 101
 Cutaway model:
 underground hydrant



VS 106
 Cutaway model:
 backflow preventer



VS 107
 Cutaway model:
 non-return butterfly valve



VS 102
 Cutaway model:
 resilient seated gate valve




VS 103
 Cutaway model:
 screw down valve



VS 108
 Cutaway model:
 water meter




VS 109
 Cutaway model:
 strainer



VS 104
 Cutaway model:
 changeover valve



VS 105
 Cutaway model:
 gas meter



Components in piping systems and plant design

Assembly exercises: valves and fittings

MT 154

Assembly exercise: shut-off valve

Planning, assembly, disassembly; function and design of a shut-off valve



MT 156

Assembly exercise: wedge gate valve and angle seat valve

Assembly, disassembly and maintenance of industrial fittings



MT 157

Assembly exercise: butterfly valve and non-return valve

Assembly, disassembly and maintenance of industrial fittings



MT 158

Assembly exercise: ball valve and shut-off valve

Assembly, disassembly and maintenance of industrial fittings



MT 101

Assembly exercise: pneumatically driven control valve

Design and function of a pneumatically driven control valve; planning, assembly and disassembly

Multimedia instructional materials via Internet



MT 162

Hydraulic valves and fittings test stand

Pressure test for GUNT assembly kits MT 154, MT 156, MT 157 and MT 158



MT 102

Assembly exercise: electrically driven control valve

Design and function of an electrically driven control valve; planning, assembly and disassembly

Multimedia instructional materials via Internet



Components in piping systems and plant design

Assembly & maintenance exercises: pumps

MT 130

Assembly exercise: centrifugal pump

Design and function of a centrifugal pump; planning, assembly and disassembly



Multimedia instructional materials via Internet

MT 181

Assembly & maintenance exercise: multistage centrifugal pump

Understanding design and function of the pump; planning and executing assembly, disassembly and maintenance



MT 182

Assembly & maintenance exercise: screw pump

Understanding design and function of the pump; planning and executing assembly, disassembly and maintenance



MT 183

Assembly & maintenance exercise: diaphragm pump

Understanding design and function of the pump; planning and executing assembly, disassembly and maintenance



MT 134

Montage d'une pompe à piston

Fonction et montage d'une pompe à piston; planifier, monter, démonter



Multimedia instructional materials via Internet

MT 185

Assembly & maintenance exercise: in-line centrifugal pump

Understanding design and function of the pump; planning and executing assembly, disassembly and maintenance



MT 136

Assembly exercise: gear pump

Design and function of a gear pump; planning, assembly and disassembly

Multimedia instructional materials via Internet



Components in piping systems and plant design
Design of complex piping and plant systems

HL 960
 Assembly station pipes and valves and fittings

Assembly of real piping and plant installations; together with HL 960.01: operational testing on a pipe network



HL 961
 Compact assembly station pipes, valves and fittings

Assembly of real piping and plant installations, space-saving setup



HL 960.01
 Assembly and alignment of pumps and drives

Installation and removal of pumps in plants; water supply for HL 960



Fluidic experimental plants

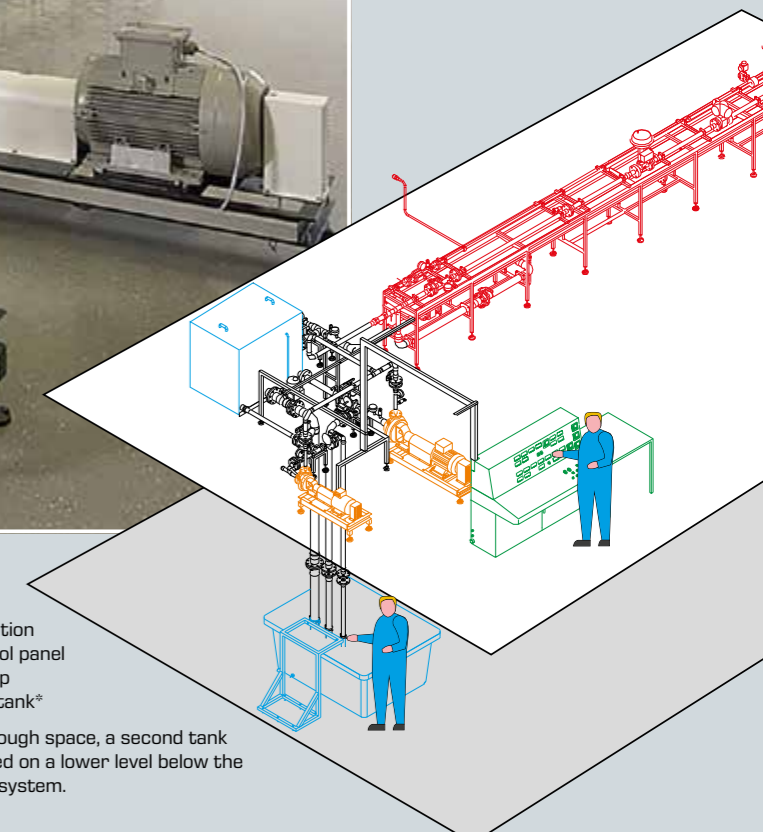


HM 124
 Fluid mechanics experimental plant

Investigations on centrifugal pumps, control valves, piping and fittings. Large scale industrial components and high-quality instrumentation deliver realistic measurement results.

red = pipe section
 green = control panel
 orange = pump
 blue = supply tank*

*if there is enough space, a second tank can be installed on a lower level below the experimental system.



HM 362
 Comparison of pumps

Investigate operating behaviour of centrifugal pumps, piston pump and side channel pump, system control via PLC



HM 405
 Axial-flow turbomachines

Function of a turbomachine; configuration as pump or turbine with interchangeable rotor/impeller and stator/guide vane system



Fluidic experimental plants

HL 962
Assembly stand for pumps
 Base unit when constructing a complex piping system



HL 962.01
Standard chemicals pump
 Typical pump as used in process engineering



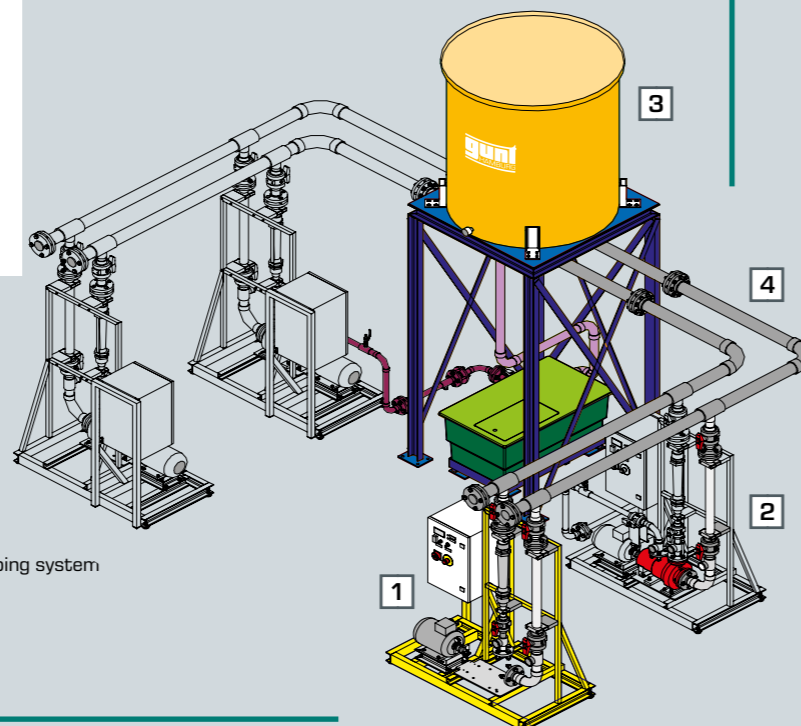
HL 962.02
Canned motor pump
 Hermetic centrifugal pump, particularly suitable for pumping liquid gases



HL 962.03
Side channel pump
 Self-priming three-stage pump



HL 962.04
Standard chemicals pump with magnetic clutch
 Hermetic centrifugal pump according to ISO 5199



Possible combination of individual components into a functional pumping system

- 1 assembly stand for pumps (HL 962)
- 2 pumps, various types (HL 962.01 – HL 962.04)
- 3 tank installation (HL 962.30)
- 4 piping system to interconnect the plant components (HL 962.32)

HM 215
Two-stage axial fan
 Determining the characteristics of a two stage axial fan



HL 710
Air duct systems
 Planning and setup of simple and complex air duct systems




ST 510
Full-scale sewerage system
 Demonstration of key aspects of wastewater technology. Transparent piping system allows view of the inside to observe the flow conditions.



Hands-on teaching engineering – with GUNT's SMART features



About the product:



4a | Fluid machinery



Fundamentals

Fluid mechanics	168
Thermodynamics	170
Dynamics of machinery	172



Driving machines

Gas turbines	173
Air turbines	174
Hydraulic turbines	175
Internal combustion engines	178



Driven machines

Centrifugal pumps	179
Axial-flow pumps	182
Positive displacement pumps	183
Fans and compressors	186



Power plants and applied cyclic processes

188




Equipment series

GUNT Labline	192
GUNT FEMLine: water pumps	194
GUNT FEMLine: oil pumps	196
GUNT FEMLine: turbines	197
GUNT FEMLine: engines	198
GUNT FEMLine: plants	199



Fluid machinery




**Fundamentals
Fluid mechanics**
HM 115
Hydrostatics trainer

Experiments on buoyancy, density, capillarity etc.; various methods of pressure measurement

**HM 112**
Fluid mechanics trainer

Interchangeable measuring objects and different pipe sections

**HM 230**
Flow of compressible fluids

Subsonic and sonic flow through different measuring objects

**HM 122**
Pressure losses in pipes

Experimental determination of important coefficients related to pressure loss in various pipe systems

**HM 380**
Cavitation in pumps

Visualisation of cavitation effects in a transparent pump; how speed, inlet pressure, flow rate and temperature affect cavitation

**ST 250**
Cavitation

Visualisation of the formation of vapour bubbles in a Venturi nozzle

**HM 150.09**
Horizontal flow from a tank

Recording the trajectory of the water jet at different outlet velocities

Recommended for water supply:
HM 150 Base module for experiments in fluid mechanics

**HM 250**
Fundamentals of fluid mechanics

Base module for experiments in fluid mechanics, system control via PLC

Extensive selection of accessories enables a complete course in the fundamentals of fluid mechanics

**HM 152**
Potential flow

Visualisation of streamlines in a Hele-Shaw cell, ink as contrast medium

**HM 133**
Visualisation of flow fields

Visualisation of laminar and turbulent flow processes in a water channel using electrolytically generated hydrogen bubbles

**HM 260**
Characteristics of nozzles

Measuring the impact or thrust force for determining the discharge velocity and the nozzle efficiency

**HM 261**
Nozzle pressure distribution

Measuring the pressure curves in a convergent nozzle and in Laval nozzles

**HM 226**
Wind tunnel for visualisation of streamlines

Illuminated test section, various models, fog generator included

**HM 241**
Fundamentals of water flow

Experiments on water flow in open flumes and in pipes. Transparent design allows observation of the flow processes.



Fundamentals Thermodynamics

WL 102 Change of state of gases

Isothermal and
isochoric change of
state of air



ET 351C Thermodynamics of the refrigeration circuit

Compression refrigeration
system for thermodynamic
investigations, measurement
of the mechanical compressor
output



WL 204 Vapour pressure of water – Marcet boiler

Pressure and temperature measurement
in a steam boiler



WL 205 Vapour pressure curve of water – Marcet boiler

Pressure and temperature measurement in a steam boiler,
software-supported experiments and evaluation


WL 440 Free and forced convection

Calculation of convective
heat transfer at different
geometries: flat plate,
cylinder, tube bundle



WL 372 Radial and linear heat conduction

Study of heat conduction in solids



WL 210 Evaporation process

Different forms of evaporation
in an externally heated pipe



WL 220 Boiling process

Visualisation of
different forms
of evaporation
in a transparent
pressure vessel



WL 230 Condensation process

Measurement of
heat transfer in
dropwise and film
condensation



WL 110 Heat exchanger supply unit

Measuring the transfer
characteristics of five different
heat exchanger models, system
control via PLC



WL 110.02 Plate heat exchanger

Typical plate heat exchanger in parallel flow and
counterflow operation



WL 110.01 Tubular heat exchanger

Transparent heat exchanger with additional temperature
measuring point after half of the transfer section;
parallel flow and
counterflow
operation



WL 110.04 Stirred tank with double jacket and coil

Heating using jacket
or coiled tube;
stirrer for improved
mixing of medium



WL 110.03 Shell & tube heat exchanger

Transparent shell and tube heat exchanger in cross parallel
flow and cross counterflow operation



WL 110.05 Finned tube heat exchanger

Heat transfer between water
and air; cross-flow operation



WL 320 Wet cooling tower

Principle of operation and
characteristic variables of
a wet cooling tower with
forced ventilation



WL 320.01 - WL 320.04 Cooling columns, type 2 - type 5

Cooling columns with
different wetting areas



Fundamentals Dynamics of machinery

RT 050 Training system speed control, HSI

Fundamentals of control engineering using the example of a speed control system with first order lag




TM 632 Centrifugal governor

Characteristic curves of different centrifugal force governors



TM 180 Forces in reciprocating engines

Investigation of mass forces on a reciprocating piston machine



TM 620 Bending elasticity in rotors

Investigation of bending vibrations and resonance of a rotating shaft



Driving machines Gas turbines

HM 270 Impulse turbine

Investigation of a compressed air driven axial impulse turbine



HM 272 Reaction turbine

Investigation of a compressed air driven radial reaction turbine



ET 792 Gas turbine

Operation with power turbine or as jet engine with propelling nozzle using liquid gas

ET 794 Gas turbine with power turbine

Two-shaft arrangement with high-pressure turbine and power turbine using liquid gas



Driving machines
Air turbines

ET 220
Energy conversion
in a wind
power plant

Conversion of
kinetic wind
energy into
electrical energy



ET 220.10
Control unit for wind power plant ET 220.01

Use of wind energy
in stand-alone
operation under
real weather
conditions



ET 220.01
Wind power plant

Connection to ET 220
or ET 220.10;
outdoor installation
allows practically relevant
investigations



ET 224
Operating behaviour of wind turbines

Characteristic and control on a wind power drive train



ET 210
Fundamentals of
wind power plants

Wind power plant with
rotor blade adjustment and
yaw angle adjustment



ET 222
Wind power drive train

Experiments on conversion of rotational energy
into electrical energy



ET 270
Wave energy converter

Turbine unit with
Wells turbine
and electric
generator;
configurable
wave generator




Driving machines
Hydraulic turbines

HM 150.19
Operating principle
of a Pelton turbine

Model of an impulse turbine
with adjustable nozzle;
determination of efficiency


Recommended for water supply:
HM 150 Base module for
experiments in fluid
mechanics



HM 150.20
Operating principle
of a Francis turbine

Model of a reaction turbine with
adjustable guide vanes and deter-
mination of the efficiency

Recommended for water supply:
HM 150 Base module for
experiments in fluid
mechanics



HM 287
Experiments with an
axial turbine

Record character-
istics of an axial
reaction turbine



HM 405
Axial-flow turbomachines

Function of a
turbomachine;
configuration as
pump or turbine
with interchange-
able rotor / impeller
and stator / guide
vane system



Driving machines
Hydraulic turbines

HM 450C
Characteristic variables of hydraulic turbomachines

Determination of output and efficiency of turbines and pumps; demonstration of a pumped storage plant



HM 450.01
Pelton turbine

Model of an impulse turbine with speed and torque measurement



HM 450.02
Francis turbine

Model of a reaction turbine with speed and torque measurement; adjustable guide vanes



HM 450.03
Propeller type turbine

Six-bladed propeller type turbine with guide vane adjustment for varying power; measurement of speed and torque



HM 450.04
Kaplan turbine

Five-bladed Kaplan turbine with blade and guide vane adjustment for varying power; measurement of speed and torque



HM 430C
Francis turbine trainer

Characteristics of a powerful Francis turbine with adjustable guide vanes



HM 421
Propeller type turbine trainer

Four-bladed propeller type turbine with guide vane adjustment for varying power



HM 288
Experiments with a reaction turbine

Record characteristics of a turbine based on the reaction force



HM 289
Experiments with a Pelton turbine

Record characteristics of a free jet turbine



HM 291
Experiments with an action turbine

Record characteristics of an axial impulse turbine



HM 290
Base unit for turbines

Water supply for HM 288, HM 289 and HM 291



HM 365.31
Pelton and Francis turbine

Comparison of impulse and reaction turbines



HM 365.32
Turbine supply unit

Water supply for HM 365.31



Trainer for turbines with Pelton turbine HM 365.31, supply unit HM 365.32 and brake unit HM 365

Driving machines
Internal combustion engines



Modular test stand for single cylinder test engines CT 159, test engine CT 151 and brake unit HM 365

CT 159
Modular test stand for single-cylinder engines, 3 kW

Mounting the engine, supply with fuel and air; measurement of characteristic engine data



HM 365
Universal drive and brake unit

Core component for experiments on various driving and driven machines



CT 150
Four-stroke petrol engine for CT 159

Air-cooled overhead valve four-stroke petrol engine



CT 151
Four-stroke diesel engine for CT 159

Air-cooled four-stroke diesel engine with direct injection



CT 153
Two-stroke petrol engine for CT 159

Air-cooled two-stroke petrol engine



Driven machines
Centrifugal pumps

HM 150.04
Centrifugal pump

Determining the characteristics of a typical centrifugal pump

HM 150 Base module required for experiments in fluid mechanics



HM 150.16
Series and parallel configuration of pumps

Characteristic curves and hydraulic power; comparison of operating modes

Recommended for water supply: HM 150 Base module for experiments in fluid mechanics



HM 283
Experiments with a centrifugal pump

Determination of characteristic pump variables



HM 450C
Characteristic variables of hydraulic turbomachines

Determination of output and efficiency of turbines and pumps; demonstration of a pumped storage plant



HM 284
Series and parallel configuration of pumps

Demonstration of series, parallel and the individual operation of centrifugal pumps



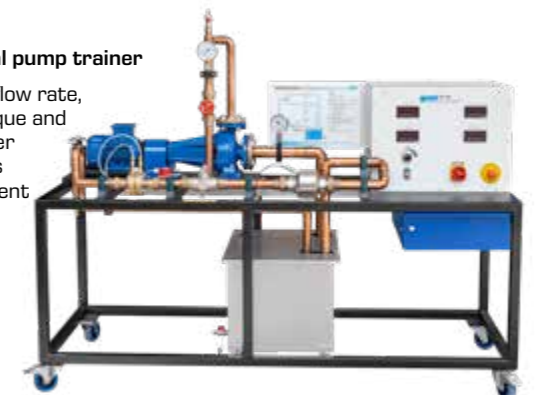
HM 300
Hydraulic circuit with centrifugal pump

Measurement of pressure conditions in valves and fittings and a pump



HM 305
Centrifugal pump trainer

Pressure, flow rate, speed, torque and pump power available as measurement values



Driven machines

Centrifugal pumps

HM 365.11 Centrifugal pump, standard design

Standard pumps are pumps that are designed in accordance with international standards



HM 365.12 Centrifugal pump, self-priming

Self-priming pumps are able to suck in and transport air and water



HM 365.13 Centrifugal pump, multistage

In centrifugal pumps with multiple stages several impellers are arranged in series



HM 365.15 Side channel pump

Investigation of a self-priming, single-stage side channel pump



Trainer for centrifugal pumps with supply unit HM 365.10, centrifugal pump HM 365.11 and drive unit HM 365

HM 365.14 Centrifugal pumps, series and parallel connected

Investigation of the pump characteristic of series and parallel configurations of two centrifugal pumps



HM 365.10 Supply unit for water pumps

Water supply for HM 365.11 to HM 365.19



HM 332 Pump characteristics for parallel and series configuration

Investigation of the behaviour of two identical centrifugal pumps in operation, system control via PLC



HM 362 Comparison of pumps

Investigate operating behaviour of centrifugal pumps, piston pump and side channel pump, system control via PLC



Driven machines
Axial-flow pumps


HM 365
Universal drive and brake unit
Core component for experiments on various driving and driven machines



HM 365.45
Axial-flow pump
Operating behaviour of an axial propeller pump



HM 405
Axial-flow turbomachines
Function of a turbomachine; configuration as pump or turbine with interchangeable rotor/impeller and stator/guide vane system



Driven machines
Positive displacement pumps

HM 285
Experiments with a piston pump
Record characteristics of a reciprocating positive displacement pump



HM 286
Experiments with a gear pump
Record characteristics of a rotary positive displacement pump



CE 271
Multi-head diaphragm pump
Metering pump with three pump heads



CE 272
Rotary vane vacuum pump
Generation of negative pressure over time



Driven machines

Positive displacement pumps



Trainer for positive displacement pumps with supply unit HM 365.10, piston pump HM 365.17 and drive unit HM 365

HM 365.16 Lobe pump

Lobe pumps are used for delivering highly viscous and highly abrasive media



HM 365.17 Reciprocating piston pump

The most simple type of reciprocating piston pump consists of a piston that moves in a cylinder with one inlet and one outlet valve



HM 365.18 Gear pump

A gear pump is characterised by a steady flow rate



HM 365.19 Vane pump

Vane pumps can be used both for liquid and gaseous media



HM 365.10 Supply unit for water pumps

Water supply for HM 365.11 to HM 365.19



HM 365 Universal drive and brake unit

Core component for experiments on various driving and driven machines



Trainer for positive displacement pumps with supply unit HM 365.20, screw pump HM 365.21 and drive unit HM 365

HM 365.21 Screw pump

Screw pumps are able to provide continuous delivery of even viscous media without pulsation or turbulence



HM 365.22 External gear pump

The pumping medium is transported between the gears and the housing



HM 365.23 Vane pump

Vane pumps can be used both for liquid and gaseous media



HM 365.24 Internal gear pump

Operating behaviour of an internal gear pump



HM 365.20 Oil pump supply unit

Supply of oil pumps HM 365.21 to HM 365.24



HM 365 Universal drive and brake unit

Core component for experiments on various driving and driven machines



Driven machines
Fans and compressors

HM 280
Experiments with a radial fan
Operating behaviour and characteristic variables of a radial fan; two interchangeable rotors




HM 210
Characteristic variables of a radial fan
Determination of flow rate via iris diaphragm or Venturi nozzle




HM 292
Experiments with a radial compressor
Two-stage compressor: recording of the compressor curve for both stages



HM 282
Experiments with an axial fan
Operating behaviour and characteristic variables of an axial fan



HM 215
Two-stage axial fan
Determining the characteristics of a two stage axial fan



Single-stage compressor ET 513 with drive unit HM 365

ET 513
Single-stage piston compressor
Investigations on an air compressor including the determination of the mechanical power consumption



HM 365
Universal drive and brake unit
Core component for experiments on various driving and driven machines



HM 299
Comparison of positive displacement machines and turbomachines
Interchangeable driven machines: three pump types and a compressor



ET 500
Two-stage piston compressor
Recording the characteristic of an industrial two-stage compressor, system control via PLC



Power plants and applied cyclic processes
ET 810
Steam power plant with steam engine

Single-cylinder piston steam engine with gas-fired boiler for steam generation


ET 850
Steam generator

Laboratory scale gas-fired steam generator for wet or superheated steam; integrated condenser


ET 851
Axial steam turbine

Single-stage steam turbine with power output measurement; steam supply via ET 850, gas-fired or ET 852, electrical


ET 852 Steam generator, electrical

Laboratory scale electrical steam generator for superheated steam; integrated condenser; alternative to the gas-fired steam generator ET 850 for the supply of the steam turbine ET 851


ET 830
Steam power plant, 1,5kW

Oil-fired boiler, single-stage small industry turbine, condenser and feed water treatment and monitoring via PLC



Wet cooling towers
 ET 830.01 (115kW) or ET 830.02 (140kW)
 for steam power plant ET 830 for re-cooling the cooling water



Experimental plant with two-cylinder steam engine ET 813, steam generator ET 813.01 and brake unit HM 365

ET 813
Two-cylinder steam engine

Single-acting steam engine with condensation for determining mechanical power and efficiency


HM 365
Universal drive and brake unit

Core component for experiments on various driving and driven machines


ET 794
Gas turbine with power turbine

Two-shaft arrangement with high-pressure turbine and power turbine using liquid gas


ET 796
Gas turbine jet engine

Small single-shaft gas turbine with thrust measurement using either kerosene or petroleum



Power plants and applied cyclic processes



Compression refrigeration system ET 165 with drive unit HM 365

ET 165
Refrigeration system with open compressor

Capacity measurement at the open compressor with variable speed; refrigeration chamber with adjustable cooling load



HM 365
Universal drive and brake unit

Core component for experiments on various driving and driven machines



ET 352
Vapour jet compressor in refrigeration

Cold production using thermal energy. Transparent condenser and evaporator allow the view into the inner workings.



ET 430
Refrigeration system with two-stage compression

Low temperature refrigeration system; compression with injection intercooler and additional refrigerant supercooling



Training for laboratory and teaching staff

Just as important as reliable and modern equipment

We provide support that is perfectly tailored to your needs:

- general handling of the equipment
 - how the equipment and its components work
 - safety instructions for operating the equipment
 - aspects of commissioning, starting the equipment and its maintenance
 - introduction to the software (if available)
 - explanation of the various experiments and details about the operating manual
- Our experienced team is available at any time, anywhere.
Get in touch!

Equipment series
GUNT Labline

HM 288
Experiments with a reaction turbine

Record characteristics of a turbine based on the reaction force



HM 289
Experiments with a Pelton turbine

Record characteristics of a free jet turbine



HM 291
Experiments with an action turbine

Record characteristics of an axial impulse turbine



HM 290
Base unit for turbines

Water supply for HM 288, HM 289 and HM 291



HM 287
Experiments with an axial turbine

Record characteristics of an axial reaction turbine



HM 283
Experiments with a centrifugal pump

Determination of characteristic pump variables



HM 284
Series and parallel configuration of pumps

Demonstration of series, parallel and the individual operation of centrifugal pumps



HM 285
Experiments with a piston pump

Record characteristics of a reciprocating positive displacement pump



HM 280
Experiments with a radial fan

Operating behaviour and characteristic variables of a radial fan; two interchangeable rotors



HM 282
Experiments with an axial fan

Operating behaviour and characteristic variables of an axial fan



HM 286
Experiments with a gear pump

Record characteristics of a rotary positive displacement pump



HM 292
Experiments with a radial compressor

Two-stage compressor: recording of the compressor curve for both stages



Equipment series GUNT FEMLine: water pumps

HM 365.11 Centrifugal pump, standard design

Standard pumps are pumps that are designed in accordance with international standards



HM 365.12 Centrifugal pump, self-priming

Self-priming pumps are able to suck in and transport air and water



HM 365.13 Centrifugal pump, multistage

In centrifugal pumps with multiple stages several impellers are arranged in series



HM 365.15 Side channel pump

Investigation of a self-priming, single-stage side channel pump



HM 365.14 Centrifugal pumps, series and parallel connected

Investigation of the pump characteristic of series and parallel configurations of two centrifugal pumps



HM 365.45 Axial-flow pump

Operating behaviour of an axial propeller pump



Trainer for centrifugal pumps with supply unit HM 365.10, centrifugal pump HM 365.11 and drive unit HM 365

HM 365.18 Gear pump

A gear pump is characterised by a steady flow rate



HM 365.10 Supply unit for water pumps

Water supply for HM 365.11 to HM 365.19



HM 365.16 Lobe pump

Lobe pumps are used for delivering highly viscous and highly abrasive media



HM 365.17 Reciprocating piston pump

The most simple type of reciprocating piston pump consists of a piston that moves in a cylinder with one inlet and one outlet valve



HM 365.19 Vane pump

Vane pumps can be used both for liquid and gaseous media



HM 365 Universal drive and brake unit

Core component for experiments on various driving and driven machines



Equipment series
GUNT FEMLine: oil pumps



Trainer for positive displacement pumps with supply unit HM 365.20, screw pump HM 365.21 and drive unit HM 365

HM 365.21
Screw pump

Screw pumps are able to provide continuous delivery of even viscous media without pulsation or turbulence



HM 365.22
External gear pump

The pumping medium is transported between the gears and the housing



HM 365.23
Vane pump

Vane pumps can be used both for liquid and gaseous media



HM 365.24
Internal gear pump

Operating behaviour of an internal gear pump



HM 365.20
Oil pump supply unit

Supply of oil pumps HM 365.21 to HM 365.24



HM 365
Universal drive and brake unit

Core component for experiments on various driving and driven machines



Equipment series
GUNT FEMLine: turbines

HM 365.31
Pelton and Francis turbine

Comparison of impulse and reaction turbines



HM 365.32
Turbine supply unit

Water supply for HM 365.31



Trainer for turbines with Pelton turbine HM 365.31, supply unit HM 365.32 and brake unit HM 365

Equipment series
GUNT FEMLine: engines



Modular test stand for single cylinder test engines CT 159, test engine CT 151 and brake unit HM 365

CT 159
Modular test stand for single-cylinder engines, 3 kW

Mounting the engine, supply with fuel and air; measurement of characteristic engine data



HM 365
Universal drive and brake unit

Core component for experiments on various driving and driven machines



CT 150
Four-stroke petrol engine for CT 159

Air-cooled overhead valve four-stroke petrol engine



CT 151
Four-stroke diesel engine for CT 159

Air-cooled four-stroke diesel engine with direct injection



CT 153
Two-stroke petrol engine for CT 159

Air-cooled two-stroke petrol engine



Equipment series
GUNT FEMLine: plants



Experimental plant with two-cylinder steam engine ET 813, steam generator ET 813.01 and brake unit HM 365

ET 813
Two-cylinder steam engine

Single-acting steam engine with condensation for determining mechanical power and efficiency



HM 365
Universal drive and brake unit

Core component for experiments on various driving and driven machines




Equipment series
GUNT FEMLine: plantsSingle-stage compressor ET 513
with drive unit HM 365**ET 513**
Single-stage piston compressor

Investigations on an air compressor including the determination of the mechanical power consumption

**ET 165**
Refrigeration system with open compressor

Capacity measurement at the open compressor with variable speed; refrigeration chamber with adjustable cooling load

Compression refrigeration system ET 165
with drive unit HM 365First-rate
handbooks

GUNT's policy is simple:
high quality hardware and clearly developed instructional material ensure successful teaching and learning about an experimental unit.

The core of this material are detailed reference experiments that we have carried out. The description of the experiment contains the actual experimental setup right through to the interpretation of the results and findings. A group of experienced engineers develops and maintains the instructional material.

Nevertheless, we are here to help should any questions remain unanswered, either by phone or – if necessary – on site.

Hands-on teaching engineering – with GUNT's SMART features



4b | Hydraulics for civil engineering



Fundamentals of fluid mechanics

Hydrostatics	204
Discharge	205
Hydrodynamics	206
Pipe flow	208
Transient flow	209
Turbomachines	210



Hydraulic engineering

Open-channel flow	210
Models for GUNT experimental flumes	212
Measuring instruments for GUNT experimental flumes	214
Other accessories for GUNT experimental flumes	215
Sediment transport	216
Seepage flow	217

About the product:



Hydraulics for
civil engineering



Fundamentals of fluid mechanics
Hydrostatics

HM 115
Hydrostatics trainer
Experiments on buoyancy, density, capillarity etc.; various methods of pressure measurement



HM 150.06
Stability of floating bodies
Determining metacentre and buoyancy using a rectangular hull cross-section



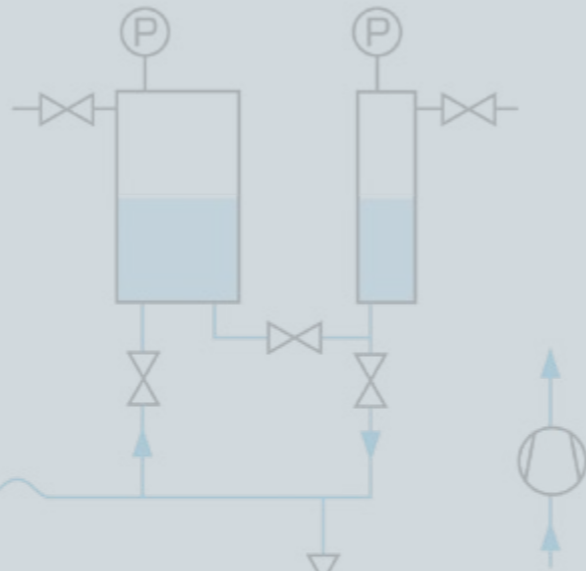
HM 150.39
Floating bodies for HM 150.06
Comparison of two different frame shapes: hard chine and round bilge



HM 150.02
Calibration of pressure gauges
Operation of a Bourdon tube pressure gauge and a piston manometer



HM 150.05
Hydrostatic pressure in liquids
Investigation of fluid pressure on vessel walls



Fundamentals of fluid mechanics
Discharge

HM 250.06
Free discharge
Recording the trajectory of the water jet and discharge coefficients at different outlet velocities



HM 250
Fundamentals of fluid mechanics
Base module for experiments in fluid mechanics, system control via PLC




Patented

HM 150.09
Horizontal flow from a tank
Recording the trajectory of the water jet at different outlet velocities
Recommended for water supply: HM 150 Base module for experiments in fluid mechanics



HM 150.12
Vertical flow from a tank
Determination of pressure losses and contraction coefficient for different outlet contours
Recommended for water supply: HM 150 Base module for experiments in fluid mechanics



Fundamentals of fluid mechanics
Hydrodynamics

HM 150.18
Osborne Reynolds experiment
Visualisation of laminar and turbulent flow
Recommended for water supply:
HM 150 Base Module for
experiments in fluid mechanics




HM 150.07
Bernoulli's principle
Static pressure and total pressure distribution along the Venturi nozzle
Recommended for water supply:
HM 150 Base module for experiments in fluid mechanics




HM 150.08
Measurement of jet forces
Demonstration of the principle of linear momentum and impact forces on interchangeable deflectors with different deflection angles
Recommended for water supply:
HM 150 Base module for experiments in fluid mechanics



HM 150.21
Visualisation of streamlines in an open channel
Flow around various drag bodies and incident flow of weirs; ink as contrast medium
Recommended for water supply:
HM 150 Base module for experiments in fluid mechanics



HM 150.10
Visualisation of streamlines
Investigation of flow around models in laminar, two-dimensional flow using ink as contrast medium
Recommended for water supply:
HM 150 Base module for experiments in fluid mechanics



HM 150
Base module for experiments in fluid mechanics
Volumetric flow measurement for large and small flow rates



HM 250
Fundamentals of fluid mechanics
Base module for experiments in fluid mechanics, system control via PLC



Patented

HM 250.03
Visualisation of streamlines
Investigation of cross-sectional changes in laminar, two-dimensional flow; visualisation using electrolytically generated hydrogen bubbles



HM 250.04
Continuity equation
Relationship between cross-sectional area traversed and flow velocity



HM 250.05
Measurement of jet forces
Demonstration of the principle of linear momentum; interchangeable deflectors with different deflection angles



HM 250.07
Bernoulli's principle
Static pressure and total pressure distribution along the Venturi nozzle




Fundamentals of fluid mechanics
Pipe flow

HM 250.01
Visualisation of pipe flow
Visualisation of laminar and turbulent flow




HM 250.02
Measurement of flow profile
Measurement of laminar and turbulent flow




HM 250.08
Losses in pipe elements
Influence of flow velocity on pressure loss, didactically successive pipe sections



HM 250.09
Fundamentals of pipe friction
Pipe friction for laminar/turbulent flow, Reynolds number and pipe friction factor



HM 250.10
Pressure curve along the inlet section
Friction losses in the inlet as well as with different pipe geometries and surface roughnesses



HM 150.01
Pipe friction for laminar/turbulent flow
Determining the critical Reynolds number
Recommended for water supply: HM 150 Base module for experiments in fluid mechanics



HM 150.11
Losses in a pipe system
Influence of flow velocity on pressure loss
Recommended for water supply: HM 150 Base module for experiments in fluid mechanics



HM 164
Open channel and closed channel flow
Flow processes on different structures in open and closed channel flows; losses at inlet and outlet



HM 111
Pipe networks
Pressure losses at various piping elements and pipe networks; parallel and series connection of pipe sections



Fundamentals of fluid mechanics
Transient flow

HM 156
Water hammer and surge chamber
Investigation of formation, effect and function




HM 143
Transient drainage processes in storage reservoirs
Demonstration of the function of a rainwater retention basin and a storage lake



Fundamentals of fluid mechanics
Turbomachines

HM 150.19
Operating principle
of a Pelton turbine

Model of an impulse turbine with adjustable nozzle; determination of efficiency
Recommended for water supply: HM 150 Base module for experiments in fluid mechanics



HM 150.20
Operating principle
of a Francis turbine

Model of a reaction turbine with adjustable guide vanes and determination of the efficiency
Recommended for water supply: HM 150 Base module for experiments in fluid mechanics



HM 150.04
Centrifugal pump

Determining the characteristics of a typical centrifugal pump
HM 150 Base module required for experiments in fluid mechanics



HM 150.16
Series and parallel configuration of pumps

Characteristic curves and hydraulic power; comparison of operating modes
Recommended for water supply: HM 150 Base module for experiments in fluid mechanics




HM 160
Experimental flume 86 x 300 mm

Experimental section lengths of 2,5 m or 5 m available, closed water circuit and inclination adjustment



HM 162 / 163
Experimental flume

Experimental section for performing flow experiments in open flumes with lengths of 5 m, 7,5 m, 10 m or 12,5 m available, closed water circuit and inclination adjustment
Flow cross-section W x H:
309 x 450 mm (HM 162) /
409 x 500 mm (HM 163)

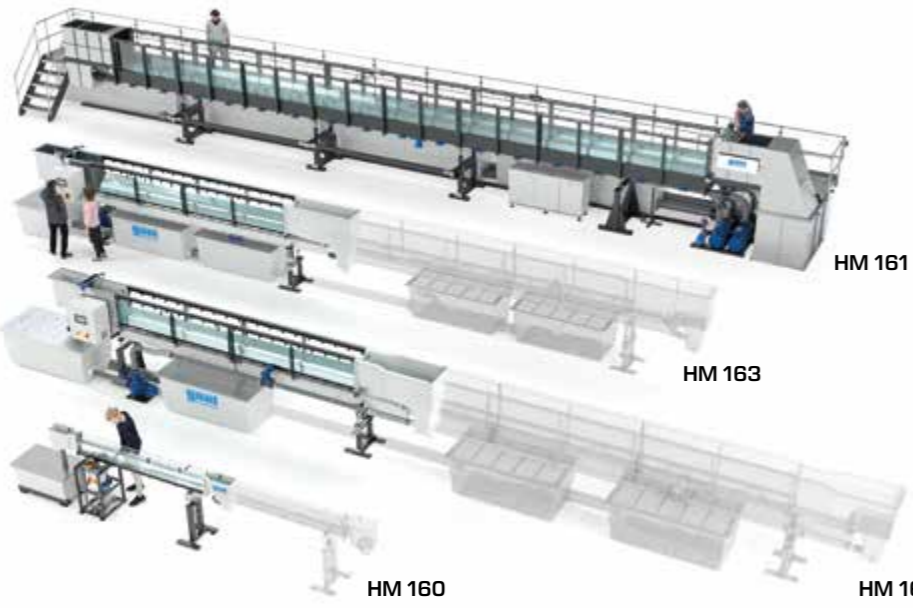


HM 161
Experimental flume 600 x 800 mm

Experimental section for performing flow experiments in open flumes of 16 m length, closed water circuit, inclination adjustment



Hydraulic engineering
Open-channel flow



GUNT experimental flumes and their accessories open up a wide range of experiments and demonstrations on the topics of open-channel flow, running waters, hydraulic engineering and coastal protection.

In addition to our standard variants, we at GUNT offer innovative experimental flumes that are customised to customer requirements and adapted to the premises.



All GUNT experimental flumes

HM 250.11
Open channel

Flow around various drag bodies and incident flow of weirs



HM 250
Fundamentals of fluid mechanics

Base module for experiments in fluid mechanics, system control via PLC



Hydraulic engineering
Models for GUNT experimental flumes



HM 162.29 Sluice gate



HM 162.40 Radial gate



HM 162.36 Siphon weir



HM 162.32 Ogee-crested weir with two weir outlets



HM 162.35 Elements for energy dissipation



HM 162.38 Rake



HM 162.31 Broad-crested weir



HM 162.33 Crump weir



HM 162.34 Ogee-crested weir with pressure measurement



HM 162.30 Set of plate weirs, four types



HM 162.63 Trapezoidal flume



HM 162.44 Sill



HM 162.46 Set of piers, seven profiles




HM 162 with an experimental section of 7,5m




HM 162.55 Parshall flume



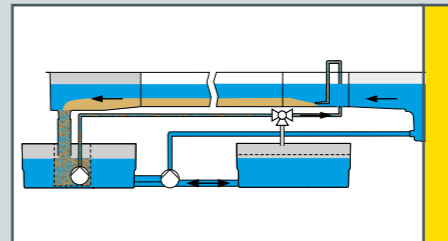
HM 162.51 Venturi flume



HM 162.45 Culvert




HM 162.77 Flume bottom with pebble stones



HM 162.71 Closed sediment circuit



HM 162.61 Vibrating piles



HM 162.80 Set of beaches



HM 162.41 Wave generator



HM 162.72 Sediment trap



HM 162.73 Sediment feeder

- Control structures
- Changes in cross-section (losses, flow formulae)
- Discharge measurement
- Other experiments: including waves, sediment transport

The appropriate instrumentation for measuring the discharge depth and the flow velocity is also available as additional accessories.

A wide range of typical models allows the user to design a broad and individual programme of experiments with GUNT experimental flumes. The programme of experiments shown in this catalogue for HM 162 applies, in principle, for all GUNT experimental flumes.

The models of the other GUNT experimental flumes are similar.

Hydraulic engineering
Measuring instruments for GUNT experimental flumes

HM 160

- HM 160.52 Level gauge
- HM 160.64 Velocity meter
- HM 160.53 Ten tube manometers



- HM 160.91 Digital level gauge
- HM 160.50 Pitotstatic tube

HM 161

- HM 161.52 Level gauge
- HM 161.64 Velocity meter
- HM 161.53 20 tube manometers
- HM 161.59 Instrument carrier
- HM 161.82 Instrument carrier for PIV system



- HM 161.91 Digital level gauge
- HM 161.50 Pitotstatic tube
- HM 161.13 Electronic pressure measurement
- HM 161.81 PIV-System
- HM 161.83 Glass cut-out for PIV system

HM 162


- HM 162.52 Level gauge
- HM 162.64 Velocity meter
- HM 162.53 Ten tube manometers
- HM 162.59 Instrument carrier
- HM 162.82 Instrument carrier for PIV system



- HM 162.91 Digital level gauge
- HM 162.50 Pitotstatic tube
- HM 162.13 Electronic pressure measurement
- HM 162.81 PIV-System
- HM 162.83 Glass cut-out for PIV system

HM 163

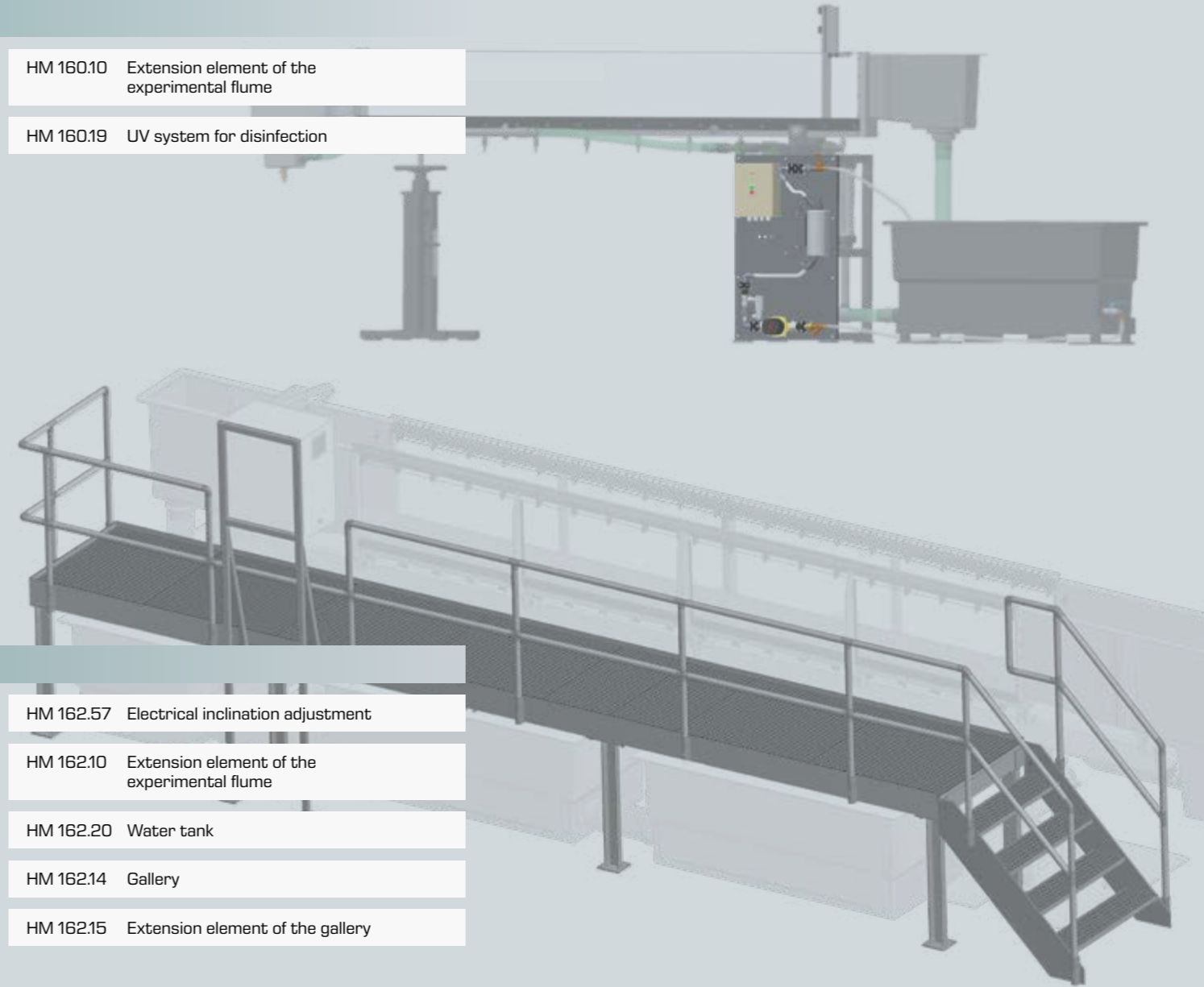
- HM 163.52 Level gauge
- HM 163.64 Velocity meter
- HM 163.53 Ten tube manometers
- HM 163.59 Instrument carrier
- HM 163.82 Instrument carrier for PIV system



- HM 163.91 Digital level gauge
- HM 163.50 Pitotstatic tube
- HM 162.13 Electronic pressure measurement
- HM 163.81 PIV-System
- HM 163.83 Glass cut-out for PIV system

Hydraulic engineering
Other accessories for GUNT experimental flumes

- HM 160.10 Extension element of the experimental flume
- HM 160.19 UV system for disinfection




- HM 162.57 Electrical inclination adjustment
- HM 162.10 Extension element of the experimental flume
- HM 162.20 Water tank
- HM 162.14 Gallery
- HM 162.15 Extension element of the gallery

- HM 162.57 Electrical inclination adjustment
- HM 163.10 Extension element of the experimental flume
- HM 163.20 Water tank
- HM 163.14 Gallery
- HM 163.15 Extension element of the gallery



Hydraulic engineering
Sediment transport

HM 166
Fundamentals of sediment transport
Starting conditions for bed-load transport



HM 140
Open-channel sediment transport
Observation of bed formation; visualisation of flow with contrast medium



HM 142
Separation in sedimentation tanks
Solid/liquid separation in a sedimentation tank, visualisation of flow conditions



HM 144
Formation of river courses
Compact experimental flume for modelling small river courses; inclination of the experimental flume adjustable



HM 168
Sediment transport in river courses
Investigation of sediment migration with and without structures



Hydraulic engineering
Seepage flow

HM 152
Potential flow
Visualisation of streamlines in a Hele-Shaw cell, ink as contrast medium



HM 167
Groundwater flow
Three-dimensional investigations; demonstration of lowering of groundwater; investigation of excavation pits



CE 116
Cake and depth filtration
Fundamentals of filtration: Darcy's equation



HM 165
Studies in hydrology
Investigation of precipitation-discharge relationships, storage capacity of soils, seepage flows and groundwater flows



HM 145
Advanced hydrological investigations
Seepage flows and groundwater flows in soils; sediment transport and obstacles in running waters



HM 141
Hydrographs after precipitation
Correlations between precipitation and seepage; various drainage methods



HM 169
Visualisation of seepage flows
Graphical determination of flow nets; investigation of water pressure on structures



Hands-on teaching engineering – with GUNT's SMART features



5 | Process engineering



Mechanical process engineering

Separation methods:	
▶ classifying and sorting	220
▶ separation in a gravity field	221
▶ separation in a centrifugal force field	222
▶ filtration	222
Comminution	223
Mixing and agglomeration	224
Storage and flow of bulk solids	224
Fluidised beds and pneumatic transport	225



Thermal process engineering

Drying and evaporation	226
Distillation / rectification	227
Absorption and adsorption	228
Crystallisation and membrane separation processes	229
Extraction	230
Mass transfer	230



Chemical process engineering

Thermal activation	231
Catalytic and photochemical activation	232



Biological process engineering

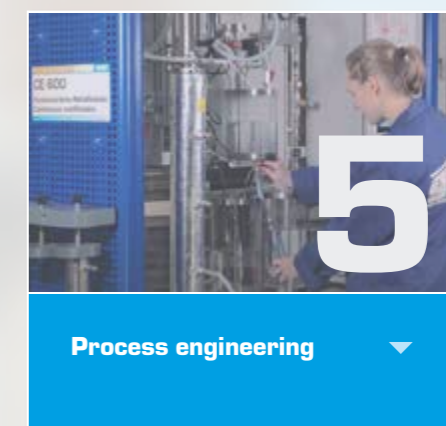
Aerobic processes	233
Anaerobic processes	234



Pilot plants

Maintenance	236
Oil & gas industry	238
Chemical industry	240
Power plant industry	241

About the product:



Mechanical process engineering
Separation methods: classifying and sorting

MT 174
Sorting plant

Preventive maintenance based on the example of a separation process, system control via PLC



Mechanical process engineering
Separation methods: separation in a gravity field

HM 142
Separation in sedimentation tanks

Solid/liquid separation in a sedimentation tank, visualisation of flow conditions



CE 115
Fundamentals of sedimentation

Separation of suspensions



CE 588
Demonstration of dissolved air flotation

Basic function and visualisation of the process



CE 275
Gas flow classification

Zigzag sifter to separate solid compounds



CE 280
Magnetic separation

Sorting with a drum-type magnetic separator



CE 587
Dissolved air flotation

Removal of solids from raw water using dissolved air flotation



Mechanical process engineering
Separation methods: separation in a centrifugal force field

CE 282
 Disc centrifuge
 Continuous separation of emulsions



CE 225
 Hydrocyclone
 Separation of solids from liquids by using a centrifugal force



CE 235
 Gas cyclone
 Solid separation from gases using a cyclone



CE 287
 Plate and frame
 filter press
 Discontinuous cake
 filtration for sepa-
 rating solids out
 of suspensions



CE 283
 Drum cell filter
 Continuous cake
 filtration for
 separating solids
 from suspensions



CE 284
 Nutsche vacuum filter
 Discontinuous cake filtration
 by negative pressure



CE 286
 Nutsche pressure filter
 Discontinuous cake filtration
 by positive pressure



CE 285
 Suspension
 production unit
 Supply unit for
 experimental
 filtration units
 CE 284 and
 CE 286



CE 579
 Depth filtration
 Demonstration
 of depth
 filtration and
 backwashing
 of filters



Mechanical process engineering
Separation methods: filtration

CE 116
 Cake and depth filtration
 Fundamentals of filtration:
 Darcy's equation



CE 117
 Flow through particle layers
 Investigation of the properties
 of fixed and fluidised beds
 subjected to liquid flow



Mechanical process engineering
Comminution

CE 245
 Ball mill
 Observation of the
 milling process:
 comminution
 of solids



CE 264
 Screening machine
 Professional analyser
 for CE 245 and CE 275;
 determination of
 particle size distributions



Mechanical process engineering
Mixing and agglomeration

CE 320
Stirring

Visualization of flow fields when using various stirrer types



CE 322

Rheology and mixing quality in a stirred tank

Stirring machine with direct torque measurement to determine the power curves



CE 255
Rolling agglomeration

Dish granulator with adjustable speed and angle of inclination



Mechanical process engineering
Fluidised beds and pneumatic transport

CE 220
Fluidised bed formation

Investigation of fluidised bed formation of solids in air and water



CE 250
Pneumatic transport

Pneumatic pressure-lifting of solids in a vertical transparent tube



Mechanical process engineering
Storage and flow of bulk solids

CE 210

Flow of bulk solids from silos

Influence of wall material and inclination of hopper wall on flow profile and outflow time



CE 200

Flow properties of bulk solids

Using a ring shear tester to record the shear force characteristics of bulk solids; basic principle of silo design



CE 222

Comparison of fluidised beds

Two transparent columns with different diameters for observation of fluidised bed formation in gases



 Thermal process engineering
Drying and evaporation

CE 715
Rising film evaporation

Concentration of temperature-sensitive solutions



CE 130
Convection drying

Drying curves for granular solids



Thermal process engineering
Distillation / rectification

CE 600
Continuous rectification

Continuous and discontinuous rectification with packed, sieve tray and bubble cap tray column, system control via PLC



CE 602
Discontinuous rectification

Comparison of packed and sieve tray columns in rectification



CE 610
Comparison of
rectification columns

PLC controlled continuous
rectification with packed
and sieve tray column



Thermal process engineering
Absorption and adsorption

CE 400
Gas absorption

Separating a carbon dioxide / air mixture by absorption in counterflow



CE 405
Falling film absorption

Separation of oxygen from an air flow by absorption in a falling film column



CE 540
Adsorptive air drying

Basic principle of adsorption and desorption



CE 583
Adsorption

Adsorption of dissolved substances on activated carbon



Thermal process engineering
Crystallisation and membrane separation processes

CE 520
Cooling crystallisation

Investigation of crystal growth in a fluidised bed



CE 530
Reverse osmosis

Membrane separation process for obtaining solvent from a salt solution, system control via PLC



Thermal process engineering
Extraction**CE 620**
Liquid-liquid extraction

Separation of a two-component liquid mixture by extraction in counterflow with a solvent

**CE 630**
Solid-liquid extraction


Continuous and discontinuous extraction of the soluble components of a solid

Thermal process engineering
Mass transfer**CE 110**
Diffusion in liquids and gases
Use of Fick's lawChemical process engineering
Thermal activation**CE 310**
Supply unit for chemical reactors

Basic unit for investigation and comparison of different reactors during a saponification reaction

**CE 310.01**
Continuous stirred tank reactor

Tank for continuous or batch operation with agitator, heat exchanger and overflow

**CE 310.02**
Tubular reactor

Tube coil as a reaction tube in a water bath for continuous reaction operation

**CE 310.03**
Stirred tanks in series

Series connection of three stirred tank reactors

**CE 310.04**
Discontinuous stirred tank reactor

Dewar vessel with stirrer and heat exchanger for isothermal saponification reaction

**CE 310.05**
Plug-flow reactor

Continuously operated tubular reactor; fixed bed with glass spheres

**CE 310.06**
Laminar flow reactor

Continuously operated tubular reactor

**CE 100**
Tubular reactor

Demonstration of the influence of temperature and reaction period on the alkaline saponification reaction



Chemical process engineering Catalytic and photochemical activation

CE 380
Fixed bed catalysis
Investigation of catalytic reactions



CE 380.01
Flow injection analysis
Professional analysis unit for CE 380: detection of glucose



CE 584
Advanced oxidation
Oxidation of organic substances with hydrogen peroxide and UV light



CE 650
Biodiesel plant
Chemical transesterification of vegetable oils, system control via PLC



Biological process engineering Aerobic processes

CE 701
Biofilm process
Biological, aerobic water treatment by the biofilm process: trickling filter



CE 730
Airlift reactor
Aerobic submerged reactor



CE 704
SBR process
Sequencing batch reactor



CE 705
Activated sludge process
Wastewater treatment plant in laboratory scale: aerobic biological degradation of organic substances, system control via PLC



Biological process engineering

Anaerobic processes

CE 702

Anaerobic water treatment

Anaerobic degradation of organic substances in the stirred tank and UASB reactor for biogas production (UASB: Upflow Anaerobic Sludge Blanket)



CE 640

Biotechnological production of ethanol

Batch conversion of starch-based raw materials into ethanol, system control via PLC



CE 642

Biogas plant

Two-stage continuous degradation of organic substances. First stage: hydrolysis and acidification, second stage: anaerobic degradation, system control via PLC



Laboratory and conceptual design from A–Z

Are you planning a new laboratory?

A new specialist room?

An entire department?

Do you want to modernize?

Then take advantage of our know-how and experience! Our engineers design complete laboratories and fit them out. We provide an individual response to your requirements, taking into account the specific local environment:

- room drawings
- supply connections
- equipment lists
- performance specifications, etc.

If you have any questions please contact our sales or customer service, who would be glad to help you.

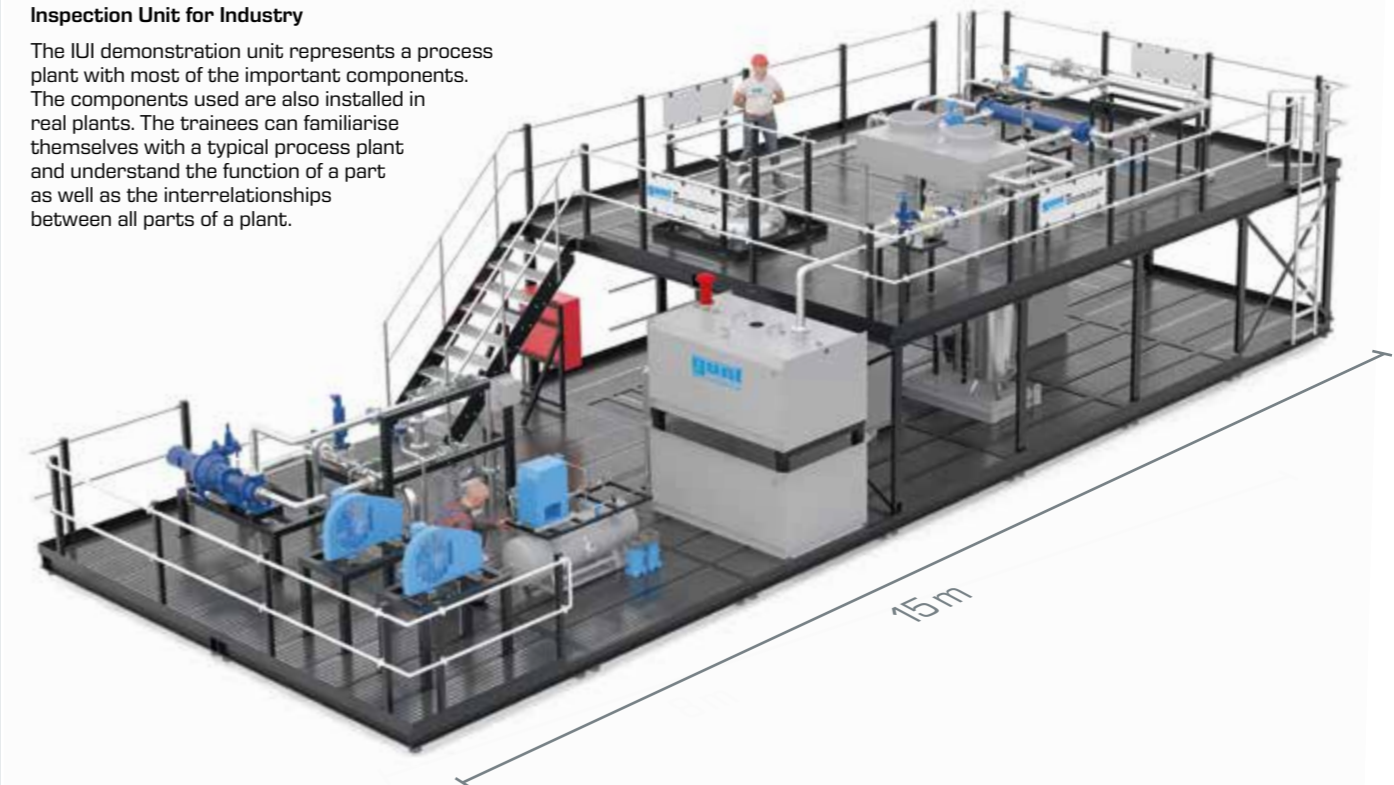

Pilot plants
Maintenance
MMTS
Mechanical Maintenance Training Skid

The training system MMTS is used for the maintenance of mechanical components as well as for the measurement and control of various parameters in a piping system with two different working media (oil and water).


In real applications, such systems can be found in power stations or in facilities for oil refining and natural gas processing.


IUI
Inspection Unit for Industry

The IUI demonstration unit represents a process plant with most of the important components. The components used are also installed in real plants. The trainees can familiarise themselves with a typical process plant and understand the function of a part as well as the interrelationships between all parts of a plant.


MPTR
Main Process Training Rig

The training rig is based entirely on industrial technologies. It presents a complex project task for training of piping and plant fitters as well as for maintenance technicians. Mechanical, electrical and hydraulic topics can be covered with this rig.




Pilot plants Oil & gas industry

PPT Process Pump Trainer

In oil industry, crude oil is extracted from a well and then pumped for further processing. In the process pump trainer (PPT) three different pump types are operated and compared in various operation modes. The working medium is a mixture of air, water and oil to simulate crude oil.

The DeltaV process control system from Emerson Electric Co. is used to control the plant. This automation system is very user-friendly and widely used in the process and energy industries.

DeltaV has modern control functions and allows the operator optimum control of the plant at all times.




WaXTMT Wellhead and Xmas-Tree Maintenance Trainer

In the oil industry, crude oil is extracted from a well and then pumped for further processing.

A wellhead is installed at the top of the oil well as an interface between the drilling equipment and production equipment. Connected to the wellhead is an eruption cross (Xmas-Tree) with valves, coils and fittings for oil processing.


The trainer is used to assemble and disassemble the wellhead and the eruption cross. No fluids are pumped through the trainer. The tools required for the work are included.



PST Phase Separation Trainer

The phase separation trainer demonstrates the separation of simulated crude oil into air, water and oil.

Main part of the trainer is a separator using gravity to split up the simulated crude oil. The separator is transparent to enable observing the separation process.




WaXTOT Wellhead and Xmas-Tree Operation Trainer

In this trainer, a simulated crude oil is pumped through a wellhead and an Xmas-Tree. The Xmas-Tree contains the lower and upper main valves, wing valves and flow control valves to control the flow rate.

A commercial control panel is used to control the safety functions and pumping.

The DeltaV process control system from Emerson Electric Co. is used to control the trainer. This process control system is very common in the process and energy industry.

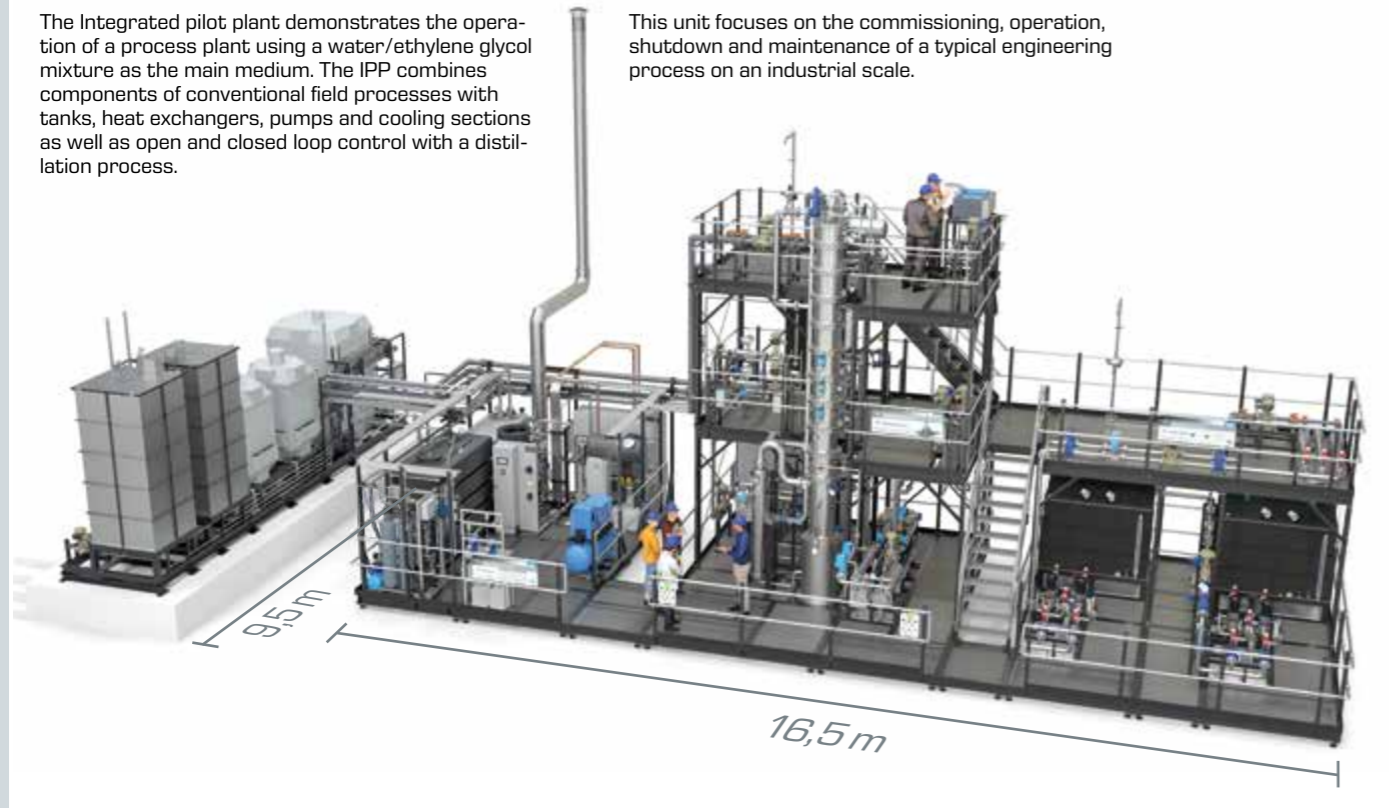


Pilot plants Chemical industry

IPP Integrated Pilot Plant

The Integrated pilot plant demonstrates the operation of a process plant using a water/ethylene glycol mixture as the main medium. The IPP combines components of conventional field processes with tanks, heat exchangers, pumps and cooling sections as well as open and closed loop control with a distillation process.


This unit focuses on the commissioning, operation, shutdown and maintenance of a typical engineering process on an industrial scale.



Pilot plants Power plant industry

ET 805 Steam power plant 20kW with process control system


Steam turbine with synchronous generator for grid-connected or stand-alone operation. Fully equipped with oil-fired or gas-fired boiler, condenser, cooling tower, feed water treatment and modern synchronisation device (PPU)



The ET 805 steam power plant is specially designed for education and training in the field of power plant technology with process control system.

Due to the size and complexity of the plant, the operating behaviour corresponds to many aspects of real large-scale plants and thus enables practical training. With this plant, all relevant characteristics of a steam turbine power plant can be investigated.

The integrated process control system enables students to practise the operation of an automated power plant. All important variables for the process are clearly displayed in process diagrams and converted into characteristic values.



Hands-on
teaching engineering –
with GUNT's SMART features



6 | 2E Energy & Environment

Energy

Solar energy	
▶ photovoltaics	244
▶ solar thermal energy	245
▶ solar cooling	246
Geothermal energy	
▶ heat exchangers	247
▶ shallow geothermal energy	248
▶ deep geothermal energy	249
Wind power	
▶ fundamentals of wind energy technology	250
▶ application technology for wind power plants	252
Hydropower and ocean energy	254
Biomass	256
Energy systems	
▶ storage in energy systems	257
▶ conversion in energy systems	259
Energy efficiency in buildings	
▶ business and industry	260
▶ heat supply and air conditioning	261
▶ inclusion of renewable energies	263

Environment

Air	
▶ mechanical waste air purification	265
▶ thermal waste air purification	265
Water	
▶ mechanical water treatment	266
▶ biological water treatment	267
▶ physical/chemical water treatment	268
▶ multistage water treatment	269
Soil	
▶ hydrogeology	270
▶ soil treatment	270
Waste	
▶ separation processes	271
▶ comminution	271

About the product:



Energy



Environment



Energy
Solar energy: photovoltaics

ET 252
Solar cell measurements

Investigation of the properties of solar cells; objective measurements by extensive temperature control of solar cells



ET 250
Solar module measurements

Determining the characteristic parameters of a photovoltaic system



ET 250.01
Photovoltaic in grid-connected operation

Expansion module for ET 250 with components for feeding solar power into a public grid



ET 250.02
Stand-alone operation of photovoltaic modules

Expansion module for ET 250 with components for independent use of electricity from solar panels



ET 255
Operating options for modular solar electricity systems

Electrical components of a photovoltaic installation in practice; operation with real photovoltaic modules or a photovoltaic simulator



ET 255.01
Photovoltaic simulator

Simulation of the current and voltage characteristics of photovoltaic modules

ET 255.02
Photovoltaic modules for solar electricity systems

Operating behaviour of photovoltaic modules with varying temperature and illuminance; illumination by sunlight or light source HL313.01

ET 255.03
Consumers in solar electricity systems

Controllable electrical consumers for utilisation simulation in solar electricity systems

Energy
Solar energy: solar thermal energy

ET 202
Principles of solar thermal energy

Determining characteristic parameters of a solar thermal system; model fitted with artificial radiation source



ET 202.01
Parabolic trough collector

Function and operating behaviour of a parabolic trough collector, accessories for ET 202



ET 203
Parabolic trough collector with solar tracking

Function and operating behavior of a parabolic trough collector, astronomical and sensor-based sun tracking, system control via PLC



HL 320.03
Flat collector

Pivotable flat collector for converting solar energy into heat



WL 377
Convection and radiation

Heat transport between heating element and vessel wall by convection and radiation



HL 320.04
Evacuated tube collector

Conversion of solar energy into heat in the evacuated tube collector



HL 313
Domestic water heating with flat collector

Demonstration of the conversion of the sun's radiation energy into heat and the storing of that heat



HL 314
Domestic water heating with tube collector

Familiarisation with the functions of the evacuated tube collector and the solar circuit



Operating the solar controller via web browser

HL 320.05
Central storage module with controller

Module with buffer storage and bivalent storage for heating systems with renewable energies, operating the heating controller via touch screen or web browser



Energy

Solar energy: solar cooling

ET 256

Cooling with solar electricity

Compression refrigeration system for operation with solar current from ET 250



ET 250

Solar module measurements

Determining the characteristic parameters of a photovoltaic system



ET 352.01

Solar heat for refrigeration

Solar thermal operation of a vapour jet compressor



ET 352

Vapour jet compressor in refrigeration

Cold production using thermal energy. Transparent condenser and evaporator allow the view into the inner workings.



HL 313

Domestic water heating with flat collector

Demonstration of the conversion of the sun's radiation energy into heat and the storing of that heat, operating the solar controller via web browser



HL 314

Domestic water heating with tube collector

Familiarisation with the functions of the evacuated tube collector and the solar circuit, operating the solar controller via web browser



Energy

Geothermal energy: heat exchangers

WL 110

Heat exchanger supply unit

Measuring the transfer characteristics of five different heat exchanger models, system control via PLC



WL 110.02

Plate heat exchanger

Typical plate heat exchanger in parallel flow and counterflow operation



WL 110.01

Tubular heat exchanger

Transparent heat exchanger with additional temperature measuring point after half of the transfer section; parallel flow and counterflow operation



WL 110.04

Stirred tank with double jacket and coil

Heating using jacket or coiled tube; stirrer for improved mixing of medium



WL 110.03

Shell & tube heat exchanger

Transparent shell and tube heat exchanger in cross parallel flow and cross counterflow operation



WL 110.05

Finned tube heat exchanger

Heat transfer between water and air; cross-flow operation



WL 315C

Comparison of various heat exchangers

Comparison of plate heat exchanger, tubular heat exchanger, shell and tube heat exchanger, finned cross-flow heat exchanger, and stirred tank with double jacket and coiled tube



Energy

Geothermal energy: shallow geothermal energy

ET 101 Simple compression refrigeration circuit

Demonstration of a heat pump: cooling and heating of the heat exchangers directly tangible



ET 262 Geothermal probe with heat pipe principle

Transparent components allow observing how the state of the heat transfer medium changes




ET 264 Geothermal energy with two-well system

Use of geothermal energy in an open system without thermal repercussion



HL 320.01 Heat pump

Heat pump for operation with different sources, operating the heating controller via touch screen or web browser



HL 320.07 Underfloor heating / geothermal energy absorber

Can be used as heat sink or heat source



HL 320.08 Fan heater / air heat exchanger

Can be used as heat sink or heat source



Energy

Geothermal energy: deep geothermal energy

ET 850 Steam generator

Laboratory scale gas-fired steam generator for wet or superheated steam; integrated condenser



ET 851 Axial steam turbine

Single-stage steam turbine with power output measurement; steam supply via ET 850, gas-fired or ET 852, electrical



ET 852 Steam generator, electrical

Laboratory scale electrical steam generator for superheated steam; integrated condenser; alternative to the gas-fired steam generator ET 850 for the supply of the steam turbine ET 851



Energy
Wind power: fundamentals of wind energy technology

ET 220
Energy conversion in a wind power plant

Conversion of kinetic wind energy into electrical energy



ET 220.10
Control unit for wind power plant ET 220.01

Use of wind energy in stand-alone operation under real weather conditions



ET 220.01
Wind power plant

Connection to ET 220 or ET 220.10; outdoor installation allows practically relevant investigations



ET 210
Fundamentals of wind power plants

Wind power plant with rotor blade adjustment and yaw angle adjustment



HM 226
Wind tunnel for visualisation of streamlines

Illuminated test section, various models, fog generator included



HM 170
Open wind tunnel

Experiments from the field of aerodynamics and fluid mechanics with an "Eiffel" type wind tunnel



HM 170.70
Wind power plant with rotor blade adjustment

Extension to wind tunnel HM 170



HM 170.05
Drag body square plate



HM 170.09
Lift body aerofoil NACA 0015



HM 170.22
Pressure distribution on an aerofoil NACA 0015

Experiments with different aerofoil angles of attack



Energy

Wind power: application technology for wind power plants

GL 210 Dynamic behaviour of multistage spur gears

Investigation of the dynamics of rotation of one-, two- and three-stage spur gear units



GL 212 Dynamic behaviour of multistage planetary gears

Investigation of rotational dynamics of a two-stage epicyclic gear with three planetary gears each; four different transmissions adjustable



ET 224 Operating behaviour of wind turbines

Characteristic and control on a wind power drive train



ET 222 Wind power drive train

Experiments on conversion of rotational energy into electrical energy



PT 500.11 Crack detection in rotating shaft kit

Vibrational behaviour of a shaft with a radial crack



PT 500.12 Roller bearing faults kit

Assessment of bearing condition by vibration analysis



PT 500.15 Damage to gears kit

Vibration analysis of gearing damage



PT 500.19 Electromechanical vibrations kit

Investigation of vibrational behaviour of an electric motor



PT 500 Machinery diagnostic system, base unit

Base unit for setting up wide ranging experiments in machinery diagnostics using modular accessory sets



AT 200 Determination of gear efficiency

Test system for determining mechanical drive and braking efficiency for spur and worm gears



Energy
Hydropower and ocean energy

HM 150.19
Operating principle
of a Pelton turbine

Model of an impulse turbine with adjustable nozzle; determination of efficiency
Recommended for water supply: HM 150 Base module for experiments in fluid mechanics



HM 150.20
Operating principle
of a Francis turbine

Model of a reaction turbine with adjustable guide vanes and determination of the efficiency
Recommended for water supply: HM 150 Base module for experiments in fluid mechanics



HM 365.31
Pelton and Francis turbine

Comparison of impulse and reaction turbines



HM 365.32
Turbine supply unit

Water supply for HM 365.31



Trainer for turbines with Pelton turbine HM 365.31, supply unit HM 365.32 and brake unit HM 365

HM 421
Propeller type
turbine trainer

Four-bladed propeller type turbine with guide vane adjustment for varying power



HM 430C
Francis turbine
trainer

Characteristics of a powerful Francis turbine with adjustable guide vanes



HM 450C
Characteristic variables of hydraulic
turbomachines

Determination of output and efficiency of turbines and pumps; demonstration of a pumped storage plant




HM 450.01
Pelton turbine

Model of an impulse turbine with speed and torque measurement



HM 450.02
Francis turbine

Model of a reaction turbine with speed and torque measurement; adjustable guide vanes



HM 450.03
Propeller type turbine

Six-bladed propeller type turbine with guide vane adjustment for varying power, measurement of speed and torque




HM 450.04
Kaplan turbine

Five-bladed Kaplan turbine with blade and guide vane adjustment for varying power, measurement of speed and torque



ET 270
Wave energy converter

Turbine unit with Wells turbine and electric generator; configurable wave generator



Energy Biomass

CE 640
Biotechnological production of ethanol

Batch conversion of starch-based raw materials into ethanol, system control via PLC



CE 642
Biogas plant

Two-stage continuous degradation of organic substances. First stage: hydrolysis and acidification, second stage: anaerobic degradation, system control via PLC



CE 650
Biodiesel plant

Chemical transesterification of vegetable oils, system control via PLC



Energy Energy systems: storage in energy systems



Single-stage compressor ET 513 with drive unit HM 365

ET 513
Single-stage piston compressor

Investigations on an air compressor including the determination of the mechanical power consumption



HM 365
Universal drive and brake unit

Core component for experiments on various driving and driven machines



ET 255
Operating options for modular solar electricity systems

Electrical components of a photovoltaic installation in practice; operation with real photovoltaic modules or a photovoltaic simulator



HM 143
Transient drainage processes in storage reservoirs

Demonstration of the function of a rainwater retention basin and a dam



ET 420
Ice stores in refrigeration

Industrial refrigeration system with ice store, dry cooling tower and wet cooling tower



Energy Energy systems: storage in energy systems

ET 220 Energy conversion in a wind power plant

Conversion of kinetic wind energy into electrical energy



ET 220.01 Wind power plant

Connection to ET 220 or ET 220.10; outdoor installation allows practically relevant investigations



ET 220.10 Control unit for wind power plant ET 220.01

Use of wind energy in stand-alone operation under real weather conditions



HL 320.03 Flat collector

Pivotable flat collector for converting solar energy into heat



HL 320.05 Central storage module with controller

Module with buffer storage and bivalent storage for heating systems with renewable energies, operating the heating controller via touch screen or web browser



Energy Energy systems: conversion in energy systems

ET 292 Fuel cell system

Water-cooled polymer-membrane fuel cell combined heat and power



ET 102 Heat pump

Utilisation of ambient heat for water heating



ET 794 Gas turbine with power turbine

Two-shaft arrangement with high-pressure turbine and power turbine using liquid gas



HL 320.01 Heat pump

Heat pump for operation with different sources, operating the heating controller via touch screen or web browser



HL 320.07 Underfloor heating/ geothermal energy absorber

Can be used as heat sink or heat source



HL 320.05 Central storage module with controller

Module with buffer storage and bivalent storage for heating systems with renewable energies, operating the heating controller via touch screen or web browser



HL 320.08 Fan heater / air heat exchanger

Can be used as heat sink or heat source





Energy

Energy efficiency in buildings: business and industry

ET 420
Ice stores in refrigeration

Industrial refrigeration system with ice store, dry cooling tower and wet cooling tower

**ET 428**
Energy efficiency in refrigeration systems

Refrigeration system with three compressors in interconnected operation; adaptation to the capacity requirement

**RT 682**
Multivariable control: stirred tank

Heated stirrer tank with heat recovery as model: coupled level and temperature control

**RT 396**
Pump and valves and fittings test stand

Recording characteristic curves of industrial fittings and a centrifugal pump



Energy

Energy efficiency in buildings: heat supply and air conditioning

WL 376
Thermal conductivity of building materials

Investigation of the insulation properties of typical materials from the building materials sector

**WL 110**
Heat exchanger supply unit

Measuring the transfer characteristics of five different heat exchanger models, system control via PLC

**WL 110.02**
Plate heat exchanger

Typical plate heat exchanger in parallel flow and counterflow operation

**WL 110.01**
Tubular heat exchanger

Transparent heat exchanger with additional temperature measuring point after half of the transfer section; parallel flow and counterflow operation

**WL 110.04**
Stirred tank with double jacket and coil

Heating using jacket or coiled tube; stirrer for improved mixing of medium

**WL 110.03**
Shell & tube heat exchanger

Transparent shell and tube heat exchanger in cross parallel flow and cross counterflow operation

**WL 110.05**
Finned tube heat exchanger


Heat transfer between water and air; cross-flow operation



Energy Energy efficiency in buildings: heat supply and air conditioning

HL 305 Hydronic balancing of radiators

Hydronic balancing of a heating system: three heating subcircuits with radiators, thermostatic valves and circulation pump



HL 630 Efficiency in heating technology

Basic principles of energy efficient heating technology with a computer-supported learning process



ET 630 Split system air conditioner

Modern air conditioning unit with heat pump function: cooling or heating



HM 283 Experiments with a centrifugal pump

Determination of characteristic pump variables



Energy Energy efficiency in buildings: inclusion of renewable energies

HL 320.01 Heat pump

Heat pump for operation with different sources, operating the heating controller via touch screen or web browser



HL 320.02 Conventional heating

Electric complementary heater for the HL320 modular system



HL 320.03 Flat collector

Pivotable flat collector for converting solar energy into heat



HL 320.04 Evacuated tube collector

Conversion of solar energy into heat in the evacuated tube collector



HL 320.05 Central storage module with controller

Module with buffer storage and bivalent storage for heating systems with renewable energies, operating the heating controller via touch screen or web browser



HL 320.07 Underfloor heating / geothermal energy absorber

Can be used as heat sink or heat source

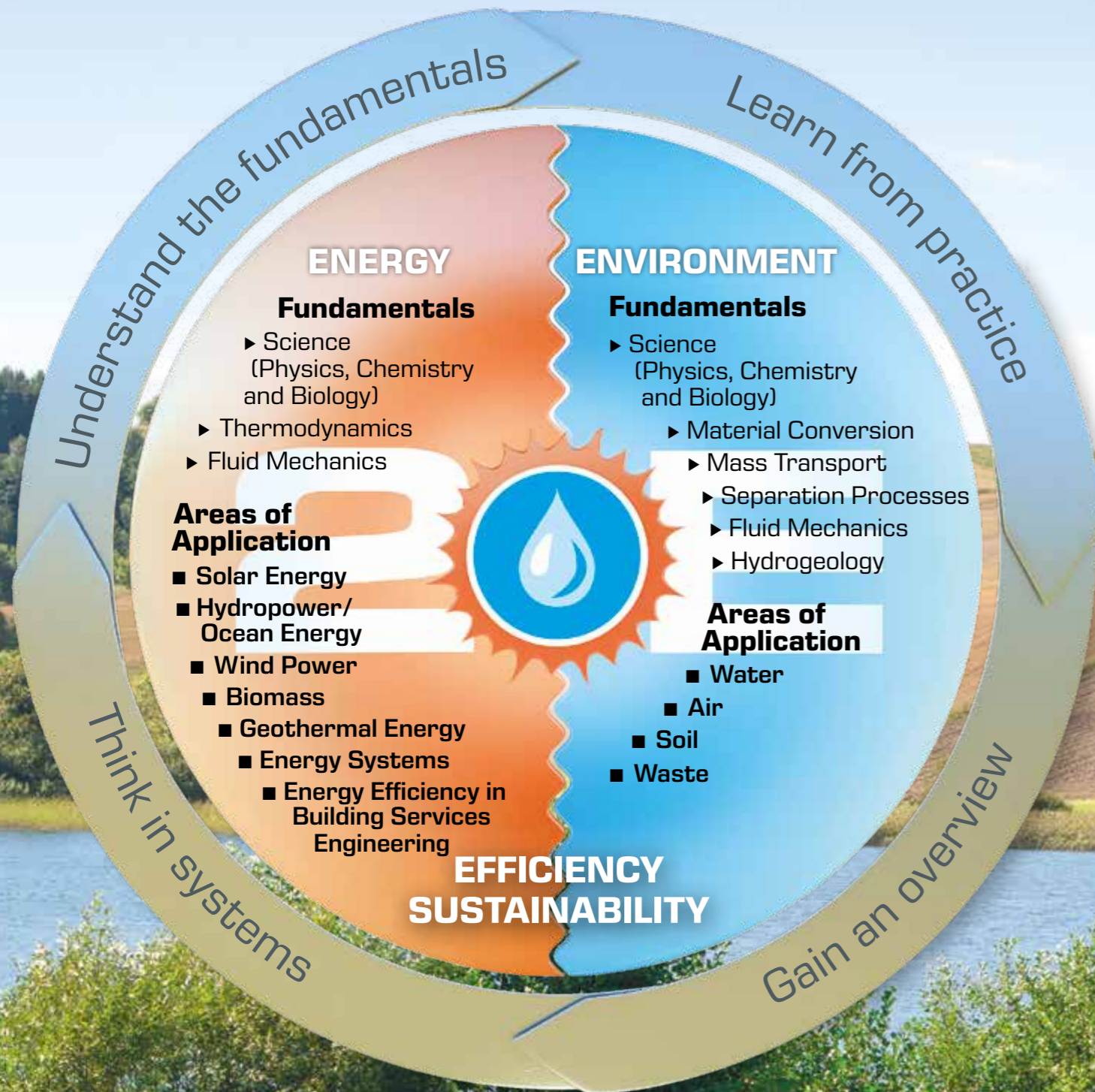


HL 320.08 Fan heater / air heat exchanger

Can be used as heat sink or heat source



The 2E Curriculum



Environment

Air: mechanical waste air purification

CE 235

Gas cyclone

Solid separation from gases using a cyclone



Environment

Air: thermal waste air purification

CE 400

Gas absorption

Separating a carbon dioxide /air mixture by absorption in counterflow



CE 540

Adsorptive air drying

Basic principle of adsorption and desorption



Environment
Water: mechanical water treatment

CE 587
Dissolved air flotation
Removal of solids from raw water using dissolved air flotation



CE 579
Depth filtration
Demonstration of depth filtration and backwashing of filters



HM 142
Separation in sedimentation tanks
Solid / liquid separation in a sedimentation tank, visualisation of flow conditions



CE 588
Demonstration of dissolved air flotation
Basic function and visualisation of the process



Environment
Water: biological water treatment

CE 705
Activated sludge process
Wastewater treatment plant in laboratory scale:
aerobic biological degradation of organic substances,
system control via PLC



CE 701
Biofilm process
Biological, aerobic water treatment
by the biofilm process: trickling filter



CE 702
Anaerobic water treatment
Anaerobic degradation of organic substances in the stirred tank and UASB reactor for biogas production (UASB: Upflow Anaerobic Sludge Blanket)



CE 730
Airlift reactor
Aerobic submerged reactor



CE 704
SBR process
Sequencing batch reactor



Environment
Water: physical/chemical water treatment

CE 583
Adsorption

Adsorption of dissolved substances on activated carbon



CE 300
Ion exchange

Softening and desalination of water by ion exchange



CE 584
Advanced oxidation

Oxidation of organic substances with hydrogen peroxide and UV light



CE 530
Reverse osmosis

Membrane separation process for obtaining solvent from a salt solution, system control via PLC



CE 586
Precipitation and flocculation

Removal of dissolved substances by precipitation, flocculation and sedimentation of the flocs in the lamella separator



Environment
Water: multistage water treatment

CE 581
Water treatment plant 1

Three basic procedures of water treatment: depth filtration, adsorption and ion exchange, system control via PLC



CE 582
Water treatment plant 2

Two basic procedures of water treatment: depth filtration and ion exchange



Environment
Soil: hydrogeology

HM 165
Studies in hydrology

Investigation of precipitation-discharge relationships, storage capacity of soils, seepage flows and ground-water flows



HM 141
Hydrographs after precipitation

Correlations between precipitation and seepage; storage capacity and drainage methods



HM 167
Groundwater flow

Three-dimensional investigations; demonstration of lowering of ground-water; investigation of excavation pits



HM 169
Visualisation of seepage flows

Graphical determination of flow nets; investigation of water pressure on structures



Environment
Soil: soil treatment

CE 225
Hydrocyclone

Separation of solids from liquids by using a centrifugal force



CE 630
Solid-liquid extraction

Continuous and discontinuous extraction of the soluble components of a solid



Environment
Waste: separation processes

MT 174
Sorting plant

Preventive maintenance based on the example of a separation process, system control via PLC



CE 275
Gas flow classification

Zigzag sifter to separate solid compounds



CE 280
Magnetic separation

Sorting with a drum-type magnetic separator



Environment
Waste: comminution

CE 245
Ball mill

Observation of the milling process: comminution of solids



Product overview

AT		
AT 200	Determination of gear efficiency	35, 56, 253
CE		
CE 100	Tubular reactor	231
CE 105	Corrosion of metals	41
CE 110	Diffusion in liquids and gases	230
CE 115	Fundamentals of sedimentation	221
CE 116	Cake and depth filtration	217, 222
CE 117	Flow through particle layers	222
CE 130	Convection drying	226
CE 200	Flow properties of bulk solids	224
CE 210	Flow of bulk solids from silos	224
CE 220	Fluidised bed formation	152, 225
CE 222	Comparison of fluidised beds	225
CE 225	Hydrocyclone	222, 270
CE 235	Gas cyclone	222, 265
CE 245	Ball mill	223, 271
CE 250	Pneumatic transport	225
CE 255	Rolling agglomeration	224
CE 264	Screening machine	223
CE 271	Multi-head diaphragm pump	183
CE 272	Rotary vane vacuum pump	183
CE 275	Gas flow classification	220, 271
CE 280	Magnetic separation	220, 271
CE 282	Disc centrifuge	222
CE 283	Drum cell filter	223
CE 284	Nutsche vacuum filter	223
CE 285	Suspension production unit	223
CE 286	Nutsche pressure filter	223
CE 287	Plate and frame filter press	223
CE 300	Ion exchange	268
CE 310	Supply unit for chemical reactors	231
CE 310.01	Continuous stirred tank reactor	231
CE 310.02	Tubular reactor	231
CE 310.03	Stirred tanks in series	231
CE 310.04	Discontinuous stirred tank reactor	231
CE 310.05	Plug-flow reactor	231
CE 310.06	Laminar flow reactor	231
CE 320	Stirring	224
CE 322	Rheology and mixing quality in a stirred tank	224
CE 380	Fixed bed catalysis	232
CE 380.01	Flow injection analysis	232
CE 400	Gas absorption	228, 265
CE 405	Falling film absorption	228
CE 520	Cooling crystallisation	229
CE 530	Reverse osmosis	229, 268
CE 540	Adsorptive air drying	228, 265
CE 579	Depth filtration	223, 266
CE 581	Water treatment plant 1	269
CE 582	Water treatment plant 2	269
CE 583	Adsorption	228, 268
CE 584	Advanced oxidation	232, 268
CE 586	Precipitation and flocculation	268
CE 587	Dissolved air flotation	221, 266
CE 588	Demonstration of dissolved air flotation	221, 266
CE 600	Continuous rectification	227
CE 602	Discontinuous rectification	227
CE 610	Comparison of rectification columns	227
CE 620	Liquid-liquid extraction	230
CE 630	Solid-liquid extraction	230, 270
CE 640	Biotechnical production of ethanol	234, 256
CE 642	Biogas plant	234, 256
CE 650	Biodiesel plant	232, 256
CE 701	Biofilm process	233, 267

CE 702	Anaerobic water treatment	234, 267
CE 704	SBR process	233, 267
CE 705	Activated sludge process	233, 267
CE 715	Rising film evaporation	226
CE 730	Airlift reactor	233, 267

CT		
CT 100.20	Four-stroke petrol engine for CT 110	97
CT 100.21	Two-stroke petrol engine for CT 110	97
CT 100.22	Four-stroke diesel engine for CT 110	97
CT 100.23	Water-cooled four-stroke diesel engine for CT 110	97
CT 110	Test stand for single-cylinder engines, 7,5kW	97
CT 150	Four-stroke petrol engine for CT 159	96, 178, 198
CT 151	Four-stroke diesel engine for CT 159	96, 178, 198
CT 153	Two-stroke petrol engine for CT 159	96, 178, 198
CT 159	Modular test stand for single-cylinder engines, 3 kW	96, 178, 198
CT 300	Engine test stand, 11kW	98
CT 300.04	Two-cylinder petrol engine for CT 300	98
CT 300.05	Two-cylinder diesel engine for CT 300	98
CT 400	Load unit, 75kW, for four-cylinder engines	98
CT 400.01	Four-cylinder petrol engine for CT 400	98
CT 400.02	Four-cylinder diesel engine for CT 400	98

EM		
EM 049	Equilibrium of moments on a two-arm lever	9

ET		
ET 101	Simple compression refrigeration circuit	112, 248
ET 102	Heat pump	100, 102, 122, 259
ET 120	Cooling using the Peltier effect	99, 112
ET 122	Vortex cooling device	99, 112
ET 144	Electrical installation in refrigeration systems	130
ET 165	Refrigeration system with open compressor	117, 190, 200
ET 170	Electrical faults in simple air conditioning systems	131
ET 171	Electrical connection of refrigerant compressors	130
ET 172	Electrical faults in refrigerant compressors	131
ET 174	Electrical faults in full air conditioning systems	131
ET 180	Pressure switches in refrigeration	118
ET 182	Secondary controllers in refrigeration systems	118
ET 192	Replacement of refrigeration components	119
ET 202	Principles of solar thermal energy	101, 245
ET 202.01	Parabolic trough collector	101, 245
ET 203	Parabolic trough collector with solar tracking	101, 245
ET 210	Fundamentals of wind power plants	174, 250
ET 220	Energy conversion in a wind power plant	174, 250, 258
ET 220.01	Wind power plant	174, 250, 258
ET 220.10	Control unit for wind power plant ET 220.01	174, 250, 258
ET 222	Wind power drive train	174, 252
ET 224	Operating behaviour of wind turbines	174, 252
ET 250	Solar module measurements	244, 246
ET 250.01	Photovoltaic in grid-connected operation	244
ET 250.02	Stand-alone operation of photovoltaic modules	244
ET 252	Solar cell measurements	244
ET 255	Operating options for modular solar electricity systems	244, 257
ET 255.01	Photovoltaic simulator	244
ET 255.02	Photovoltaic modules for solar electricity systems	244
ET 255.03	Consumers in solar electricity systems	244
ET 256	Cooling with solar electricity	123, 246
ET 262	Geothermal probe with heat pipe principle	101, 248
ET 264	Geothermal energy with two-well system	102, 248
ET 270	Wave energy converter, OWC	175, 255
ET 292	Fuel cell system	259
ET 300	Finned tube heat exchanger water / air	90
ET 350	Changes of state in the refrigeration circuit	100, 113
ET 351C	Thermodynamics of the refrigeration circuit	116, 170

ET 352	Vapour jet compressor in refrigeration	99, 112, 123, 190, 246
ET 352.01	Solar heat for refrigeration	123, 246
ET 360	Refrigeration circuit with propane	99, 112
ET 380	Refrigeration cycle: refrigeration plant and heat pump	116
ET 400	Refrigeration circuit with variable load	99, 113
ET 405	Heat pump for cooling and heating operation	102, 118, 122
ET 411C	Compression refrigeration system	113
ET 412C	Refrigeration system with refrigeration and freezing chamber	116
ET 420	Ice stores in refrigeration	102, 122, 257, 260
ET 422	Capacity control and faults in refrigeration systems	119
ET 426	Capacity control in refrigeration systems	118
ET 428	Energy efficiency in refrigeration systems	117, 260
ET 430	Refrigeration system with two-stage compression	116, 190
ET 431	Heat exchangers in the refrigeration circuit	118
ET 432	Piston compressor in refrigeration	95, 117
ET 441	Refrigeration chamber and defrosting methods	116
ET 450	Vehicle air conditioning	126
ET 460	Oil return in refrigeration systems	119
ET 480	Absorption refrigeration system	99, 112, 123
ET 499.01	Cutaway model: hermetic refrigerant compressor	48, 120
ET 499.02	Cutaway model: semi-hermetic refrigerant compressor	48, 120
ET 499.03	Cutaway model: open refrigerant compressor, two-cylinder	48, 120
ET 499.12	Cutaway model: block drier	48, 120
ET 499.13	Cutaway model: oil separator	48, 120
ET 499.14	Cutaway model: liquid separator	49, 120
ET 499.16	Cutaway model: ball valve	49, 120
ET 499.18	Cutaway model: thermostatic expansion valve	49, 121
ET 499.19	Cutaway model: automatic expansion valve	49, 121
ET 499.21	Cutaway model: sight glass with humidity indicator	49, 121
ET 499.25	Cutaway model: 4-way reversing valve	49, 121
ET 499.26	Cutaway model: condensation pressure control valve	49, 121
ET 499.30	Cutaway model: ceiling air cooler	48, 120
ET 500	Two-stage piston compressor	95, 187
ET 508	Simulation of a two-stage air compressor	95
ET 512	Compressed air generation plant with piston compressor	95
ET 513	Single-stage piston compressor	95, 187, 200, 257
ET 600	Conditioning of room air	126
ET 605	Air conditioning system model	103, 124
ET 611	Air conditioning system with chamber	126
ET 620	Air conditioning and ventilation system	103, 126
ET 630	Split system air conditioner	126, 262
ET 792	Gas turbine	94, 173
ET 794	Gas turbine with power turbine	94, 173, 189, 259
ET 796	Gas turbine jet engine	94, 189
ET 805.50	Determination of the vapour content	93
ET 810	Steam power plant with steam engine	92, 188
ET 813	Two-cylinder steam engine	92, 189, 199
ET 830	Steam power plant, 1,5kW	93, 188
ET 833	Steam power plant, 1,5kW with process control system	93
ET 850	Steam generator	92, 188, 249
ET 851	Axial steam turbine	92, 188, 249
ET 852	Steam generator, electrical	92, 188, 249
ET 860	Safety devices on steam boilers	92
ET 900	Introduction to refrigeration	114
ET 910	Refrigeration training system, base unit	114
ET 910.10	Refrigeration components for basic experiments	114
ET 910.11	Refrigeration components for advanced experiments	114
ET 915	HSI training system refrigeration and air conditioning technology, base unit	100, 103, 115, 125
ET 915.01	Refrigerator model	100, 115
ET 915.02	Model of a refrigeration system with refrigeration and freezing stage	100, 115
ET 915.06	Model of a simple air conditioning system	103, 125
ET 915.07	Air conditioning model	103, 125
ET 930	Evaporator control with electronic expansion valve	130

FL		
FL 100	Strain gauge training system	19, 71
FL 101	Strain gauge application set	19
FL 102	Determining the gauge factor of strain gauges	19
FL 111	Forces in a simple bar structure	9
FL 120	Stress and strain analysis on a membrane	20
FL 130	Stress and strain analysis on a thin-walled cylinder	20
FL 140	Stress and strain analysis on a thick-walled cylinder	20
FL 152	Multi-channel measuring amplifier	12, 20
FL 160	Unsymmetrical bending	19
FL 170	Deformation of curved-axis beams	15
FL 200	Photoelastic experiments with a transmission polariscope	20
FL 210	Photoelastic demonstration	20

FT		
FT 100	Cutting forces during drilling	70
FT 102	Cutting forces during turning	70
FT 200	Forming by bending	70
FT 901	Drilling kit	69
FT 903	Countersinking kit	69
FT 905	Reaming kit	69
FT 907	Grinding kit	69
FT 909	Turning kit	69
FT 913	Milling kit	69

GL		
GL 100	Principle of gear units	34, 56
GL 105	Kinematic model: gear drive	21
GL 110	Cam mechanism	34, 56
GL 112	Investigation of cam mechanisms	26
GL 200	Lathe gear	35, 56
GL 210	Dynamic behaviour of multistage spur gears	22, 252
GL 212	Dynamic behaviour of multistage planetary gears	22, 252
GL 300.01	Cutaway model: worm gear	31, 46
GL 300.02	Cutaway model: mitre gear	31, 46
GL 300.03	Cutaway model: spur gear	31, 46
GL 300.04	Cutaway model: two-stage spur gear	31, 46
GL 300.05	Cutaway model: planetary gear	31, 46
GL 300.06	Cutaway model: variable speed belt drive	31, 47
GL 300.07	Cutaway model: control gear	31, 47
GL 300.08	Cutaway model: multiple-disc clutch	31, 47
GL 300.10	Cutaway model electromagnetic single disk brake	32, 47
GL 300.12	Cutaway model: pedestal bearing	32, 47
GL 410	Assembly simple gears	35, 58
GL 420	Assembly combined gears	35, 58
GL 430	Assembly control gear	35, 58

GU		
GU 100	Web Access Box	73

HL		
HL 101	Thermal expansion training panel	105
HL 102	Installation technology: losses in different pipes	145
HL 103	Installation technology: losses in pipe bends	145
HL 104	Temperature measurement training panel	105
HL 105	Three-way mixing valve training panel	105
HL 106	Four-way mixing valve training panel	105
HL 107	Circulating pumps training panel	105
HL 108	Domestic heating circuit training panel	106
HL 109	Safety devices training panel	105
HL 110	Expansion vessel training panel	105
HL 111	Installation technology: losses in straight pipes	145
HL 112	Radiator training panel	106
HL 113	Installation technology: losses in valves and fittings	145
HL 210	Installation technology: losses in a pipe system	145

HL 300	Central heating system	107
HL 305	Hydronic balancing of radiators	262
HL 313	Domestic water heating with flat collector	101, 123, 245, 246
HL 314	Domestic water heating with tube collector	101, 123, 245, 246
HL 320.01	Heat pump	104, 122, 248, 259, 263
HL 320.02	Conventional heating	104, 263
HL 320.03	Flat collector	104, 245, 258, 263
HL 320.04	Evacuated tube collector	104, 245, 263
HL 320.05	Central storage module with controller	104, 245, 258, 259, 263
HL 320.07	Underfloor heating / geothermal energy absorber	104, 122, 248, 259, 263
HL 320.08	Fan heater / air heat exchanger	104, 122, 248, 259, 263
HL 350	Oil burner demonstrator	106
HL 351	Domestic heating boiler	106
HL 352	Test stand for oil, natural gas and propane gas burners	101
HL 353	Hot water generator	107
HL 353.01	Comparison of different heating types	107
HL 353.02	Heat distribution and control in heating systems	107
HL 356	Demo unit, gas burner	108
HL 358	Forced air gas burner training panel	108
HL 360	Oil tank safety trainer	106
HL 392C	Safety & control in heating systems	107
HL 500	Instantaneous gas heater	108
HL 510	Domestic gas supply training panel	108
HL 530	Training panel function of gas heater	108
HL 620	Domestic heating system control training panel	106
HL 630	Efficiency in heating technology	262
HL 710	Air duct systems	127, 165
HL 720	Ventilation system	103, 127
HL 722	Control unit for ventilation system	127
HL 860	Exhaust gas analyser	107
HL 960	Assembly station pipes and valves and fittings	62, 162
HL 960.01	Assembly and alignment of pumps and drives	62, 162
HL 961	Compact assembly station pipes, valves and fittings	162
HL 962	Assembly stand for pumps	64, 164
HL 962.01	Standard chemicals pump	64, 164
HL 962.02	Canned motor pump	64, 164
HL 962.03	Side channel pump	64, 164
HL 962.04	Standard chemicals pump with magnetic clutch	64, 164

HM		
HM 111	Pipe networks	146, 209
HM 112	Fluid mechanics trainer	145, 168
HM 115	Hydrostatics trainer	135, 168, 204
HM 120	Losses in pipe elements	145
HM 122	Pressure losses in pipes	146, 168
HM 124	Fluid mechanics experimental plant	146, 163
HM 132	Vertical visualisation of flow fields	152
HM 133	Visualisation of flow fields	152, 169
HM 135	Determination of the settling velocity	135
HM 136	Flow through packed columns	152
HM 140	Open-channel sediment transport	216
HM 141	Hydrographs after precipitation	217, 270
HM 142	Separation in sedimentation tanks	216, 221, 266
HM 143	Transient drainage processes in storage reservoirs	149, 209, 257
HM 144	Formation of river courses	216
HM 145	Advanced hydrological investigations	217
HM 150	Base module for experiments in fluid mechanics	136, 206
HM 150.01	Pipe friction for laminar/turbulent flow	137, 209
HM 150.02	Calibration of pressure gauges	134, 204
HM 150.03	Plate weirs for HM 150	139
HM 150.04	Centrifugal pump	138, 179, 210
HM 150.05	Hydrostatic pressure in liquids	135, 204
HM 150.06	Stability of floating bodies	135, 204
HM 150.07	Bernoulli's principle	136, 206

HM 150.08	Measurement of jet forces	136, 206
HM 150.09	Horizontal flow from a tank	136, 149, 168, 205
HM 150.10	Visualisation of streamlines	135, 151, 206
HM 150.11	Losses in a pipe system	137, 209
HM 150.12	Vertical flow from a tank	136, 149, 205
HM 150.13	Methods of flow measurement	137
HM 150.14	Vortex formation	136, 149
HM 150.15	Hydraulic ram – pumping using water hammer	149
HM 150.16	Series and parallel configuration of pumps	138, 179, 210
HM 150.18	Osborne Reynolds experiment	136, 206
HM 150.19	Operating principle of a Pelton turbine	138, 175, 210, 254
HM 150.20	Operating principle of a Francis turbine	138, 175, 210, 254
HM 150.21	Visualisation of streamlines in an open channel	139, 206
HM 150.29	Energy losses in piping elements	137
HM 150.39	Floating bodies for HM 150.06	135, 204
HM 152	Potential flow	151, 169, 217
HM 153	Visualisation of different flows	152
HM 155	Water hammer in pipes	149
HM 156	Water hammer and surge chamber	149, 209
HM 159.11	Natural vibration on a ship model	25
HM 160	Experimental flume 86x300mm	139, 211
HM 160.10	Extension element of the experimental flume	215
HM 160.19	UV system for disinfection	215
HM 160.50	Pitotstatic tube	214
HM 160.52	Level gauge	214
HM 160.53	Ten tube manometers	214
HM 160.64	Velocity meter	214
HM 160.91	Digital level gauge	214
HM 161	Experimental flume 600x800mm	211
HM 161.13	Electronic pressure measurement	214
HM 161.50	Pitotstatic tube	214
HM 161.52	Level gauge	214
HM 161.53	20 tube manometers	214
HM 161.59	Instrument carrier	214
HM 161.64	Velocity meter	214
HM 161.81	PIV-System	214
HM 161.82	Instrument carrier for PIV system	214
HM 161.83	Glass cut-out for PIV system	214
HM 161.91	Digital level gauge	214
HM 162	Experimental flume	211
HM 162.10	Extension element of the experimental flume	215
HM 162.13	Electronic pressure measurement	214
HM 162.14	Gallery	215
HM 162.15	Extension element of the gallery	215
HM 162.20	Water tank	215
HM 162.29	Sluice gate	212
HM 162.30	Set of plate weirs, four types	213
HM 162.31	Broad-crested weir	212
HM 162.32	Ogee-crested weir with two weir outlets	213
HM 162.33	Crump weir	212
HM 162.34	Ogee-crested weir with pressure measurement	213
HM 162.35	Elements for energy dissipation	213
HM 162.36	Siphon weir	212
HM 162.38	Rake	212
HM 162.40	Radial gate	212
HM 162.41	Wave generator	212
HM 162.44	Sill	212
HM 162.45	Culvert	212
HM 162.46	Set of piers, seven profiles	212
HM 162.50	Pitotstatic tube	214
HM 162.51	Venturi flume	213
HM 162.52	Level gauge	214
HM 162.53	Ten tube manometers	214
HM 162.55	Parshall flume	213
HM 162.57	Electrical inclination adjustment	215

HM 162.59	Instrument carrier	214
HM 162.61	Vibrating piles	212
HM 162.63	Trapezoidal flume	213
HM 162.64	Velocity meter	214
HM 162.71	Closed sediment circuit	213
HM 162.72	Sediment trap	213
HM 162.73	Sediment feeder	213
HM 162.77	Flume bottom with pebble stones	212
HM 162.80	Set of beaches	212
HM 162.81	PIV-System	214
HM 162.82	Instrument carrier for PIV system	214
HM 162.83	Glass cut-out for PIV system	214
HM 162.91	Digital level gauge	214
HM 163	Experimental flume	211
HM 163.10	Extension element of the experimental flume	215
HM 163.14	Gallery	215
HM 163.15	Extension element of the gallery	215
HM 163.20	Water tank	215
HM 163.50	Pitotstatic tube	214
HM 163.52	Level gauge	214
HM 163.53	Ten tube manometers	214
HM 163.59	Instrument carrier	214
HM 163.64	Velocity meter	214
HM 163.81	PIV-System	214
HM 163.82	Instrument carrier for PIV system	214
HM 163.83	Glass cut-out for PIV system	214
HM 163.91	Digital level gauge	214
HM 164	Open channel and closed channel flow	139, 209
HM 165	Studies in hydrology	217, 270
HM 166	Fundamentals of sediment transport	216
HM 167	Groundwater flow	217, 270
HM 168	Sediment transport in river courses	216
HM 169	Visualisation of seepage flows	217, 270
HM 170	Open wind tunnel	150, 251
HM 170.05	Drag body square plate	251
HM 170.09	Lift body aerofoil NACA 0015	251
HM 170.22	Pressure distribution on an aerofoil NACA 0015	150, 251
HM 170.24	Boundary layer analysis with Pitot tube	150
HM 170.28	Wake measurement	150
HM 170.70	Wind power plant with rotor blade adjustment	150, 251
HM 172	Supersonic wind tunnel with Schlieren optics	144
HM 210	Characteristic variables of a radial fan	127, 186
HM 215	Two-stage axial fan	165, 186
HM 220	Air flow experimental plant	129, 143
HM 220.01	Venturi tube	143
HM 220.02	Measurement of boundary layers	143
HM 222	Air flow in pipes and pipe elements	145
HM 225	Aerodynamics trainer	143, 151
HM 225.02	Boundary layers	151
HM 225.03	Bernoulli's principle	143
HM 225.04	Drag forces	151
HM 225.05	Flow in a pipe bend	143
HM 225.06	Coanda effect	151
HM 225.07	Free jet	143
HM 225.08	Visualisation of streamlines	151
HM 226	Wind tunnel for visualisation of streamlines	152, 169, 250
HM 230	Flow of compressible fluids	144, 169
HM 240	Principles of air flow	128, 142
HM 240.03	Electronic total pressure sensor	128, 142
HM 240.04	Pressure distribution on a cylinder	128, 142
HM 240.05	Pressure losses in pipe elements	128, 142
HM 240.06	Heat transfer at a cylinder in transverse flow	128, 142
HM 241	Fundamentals of water flow	138, 142, 169
HM 250	Fundamentals of fluid mechanics	140, 168, 205, 207, 211
HM 250.01	Visualisation of pipe flow	140, 208

HM 250.02	Measurement of flow profile	140, 208
HM 250.03	Visualisation of streamlines	140, 207
HM 250.04	Continuity equation	140, 207
HM 250.05	Measurement of jet forces	140, 207
HM 250.06	Free discharge	141, 207
HM 250.07	Bernoulli's principle	141, 205
HM 250.08	Losses in pipe elements	141, 208
HM 250.09	Fundamentals of pipe friction	141, 208
HM 250.10	Pressure curve along the inlet section	141, 208
HM 250.11	Open channel	141, 211
HM 250.90	Laboratory shelf	141
HM 260	Characteristics of nozzles	144, 168
HM 261	Nozzle pressure distribution	144, 168
HM 270	Impulse turbine	173
HM 272	Reaction turbine	173
HM 280	Experiments with a radial fan	127, 186, 193
HM 282	Experiments with an axial fan	127, 186, 193
HM 283	Experiments with a centrifugal pump	155, 179, 193, 262
HM 284	Series and parallel configuration of pumps	155, 179, 193
HM 285	Experiments with a piston pump	155, 183, 193
HM 286	Experiments with a gear pump	155, 183, 193
HM 287	Experiments with an axial turbine	153, 175, 192
HM 288	Experiments with a reaction turbine	154, 177, 192
HM 289	Experiments with a Pelton turbine	154, 177, 192
HM 290	Base unit for turbines	154, 177, 192
HM 291	Experiments with an action turbine	154, 177, 192
HM 292	Experiments with a radial compressor	186, 193
HM 299	Comparison of positive displacement machines and turbomachines	154, 187
HM 300	Hydraulic circuit with centrifugal pump	155, 179
HM 305	Centrifugal pump trainer	179
HM 332	Pump characteristics for parallel and series configuration	155, 181
HM 362	Comparison of pumps	163, 181
HM 365	Universal drive and brake unit	92-96, 117, 178, 180-189, 190-199, 200, 257
HM 365.10	Supply unit for water pumps	180, 184, 195
HM 365.11	Centrifugal pump, standard design	180, 194
HM 365.12	Centrifugal pump, self-priming	180, 194
HM 365.13	Centrifugal pump, multistage	180, 194
HM 365.14	Centrifugal pumps, series and parallel connected	180, 194
HM 365.15	Side channel pump	180, 194
HM 365.16	Lobe pump	184, 195
HM 365.17	Reciprocating piston pump	184, 195
HM 365.18	Gear pump	184, 195
HM 365.19	Vane pump	184, 195
HM 365.20	Oil pump supply unit	185, 196
HM 365.21	Screw pump	185, 196
HM 365.22	External gear pump	185, 196
HM 365.23	Vane pump	185, 196
HM 365.24	Internal gear pump	185, 196
HM 365.31	Pelton and Francis turbine	177, 197, 254
HM 365.32	Turbine supply unit	177, 197, 254
HM 365.45	Axial-flow pump	182, 194
HM 380	Cavitation in pumps	148, 169
HM 405	Axial-flow turbomachines	153, 163, 175, 182
HM 421	Propeller type turbine trainer	176, 254
HM 430C	Francis turbine trainer	176, 254
HM 450.01	Pelton turbine	153, 176, 255
HM 450.02	Francis turbine	153, 176, 255
HM 450.03	Propeller type turbine	153, 176, 255
HM 450.04	Kaplan turbine	153, 176, 255
HM 450C	Characteristic variables of hydraulic turbomachines	153, 176, 179, 255
HM 500	Flow meter trainer	71, 147
HM 700.01	Cutaway model: standard orifice plate	50, 156
HM 700.02	Cutaway model: flow nozzle	50, 156

HM 700.03	Cutaway model: standard Venturi meter	50, 156
HM 700.04	Cutaway model: straight-way valve	50, 156
HM 700.05	Cutaway model: corner valve	50, 156
HM 700.06	Cutaway model: angle seat valve	50, 156
HM 700.07	Cutaway model: non-return valve	50, 156
HM 700.08	Cutaway model: pressure reducing valve	50, 156
HM 700.09	Cutaway model: strainer	51, 157
HM 700.10	Cutaway model: gate valve	51, 157
HM 700.11	Cutaway model: straight-way plug valve	51, 157
HM 700.12	Cutaway model: three-way plug valve	51, 157
HM 700.13	Cutaway model: ball valve	51, 157
HM 700.14	Cutaway model: safety valve	51, 157
HM 700.15	Cutaway models: various screwed pipe connections	51, 157
HM 700.16	Cutaway models: pressure gauges	51, 157
HM 700.17	Cutaway model: centrifugal pump	52, 158
HM 700.20	Cutaway model: piston pump	52, 158
HM 700.22	Cutaway model: gear pump	52, 158

IA		
IA 110	Calibrating a pressure sensor	70
IA 120	Principles of industrial sensors	70
IA 130	PLC module	80
IA 210	PLC application: materials handling process	80
IA 500	Automated process with cobot	79
IA 501	Programming a servo drive	79
IA 520	Computer integrated manufacturing and handling system	79

KI		
KI 110	Kinematic model: crank mechanism	21
KI 120	Kinematic model: crank slider	21
KI 130	Kinematic model: four-joint link	21
KI 140	Kinematic model: Whitworth quick return mechanism	21
KI 150	Kinematic model: Hooke's coupling	21
KI 160	Kinematic model: Ackermann steering mechanism	21

MG		
MG 100	Instructional kit: assembly with dowel pins	54
MG 110	Instructional kit: assembly with keys	54
MG 120	Instructional kit: assembly with taper keys	54
MG 200	Instructional kit: threaded fasteners and lock washers	54
MG 901	Nuts and bolts kit	32, 54
MG 903	Screw-locking devices kit	32, 54
MG 905	Thread types kit	32, 54
MG 911	Roller bearings kit	33, 55

MT		
MT 101	Assembly exercise: pneumatically driven control valve	61, 72, 160
MT 102	Assembly exercise: electrically driven control valve	61, 72, 160
MT 110.10	Cutaway model: spur and worm gear	60
MT 120	Assembly exercise: spur gear	36, 60
MT 121	Assembly exercise: mitre gear	36, 60
MT 122	Assembly exercise: planetary gear	36, 60
MT 123	Assembly exercise: spur and worm gear	36, 60
MT 130	Assembly exercise: centrifugal pump	63, 161
MT 134	Assembly exercise: piston pump	63, 161
MT 136	Assembly exercise: gear pump	60, 63
MT 140.01	Assembly exercise piston compressor: functional test	62
MT 141	Assembly exercise: piston compressor	62
MT 142	Energy efficiency in piston compressors	62
MT 154	Assembly exercise: shut-off valve	61, 160
MT 156	Assembly exercise: wedge gate valve and angle seat valve	61, 160
MT 157	Assembly exercise: butterfly valve and non-return valve	61, 160
MT 158	Assembly exercise: ball valve and shut-off valve	61, 160
MT 162	Hydraulic valves and fittings test stand	61, 160
MT 171	Assembly hydrodynamic journal bearing	36, 60

MT 173	Test stand for gears	37, 59
MT 174	Sorting plant	37, 59, 65, 220, 271
MT 181	Assembly & maintenance exercise: multistage centrifugal pump	63, 161
MT 182	Assembly & maintenance exercise: screw pump	63, 161
MT 183	Assembly & maintenance exercise: diaphragm pump	63, 161
MT 185	Assembly & maintenance exercise: in-line centrifugal pump	63, 161
MT 190	Assembly materials tester	36, 58
MT 190.01	Assembly data acquisition for materials tester	36, 58
MT 210	Assembly & maintenance exercise: refrigeration	65, 119

Pilot plants		
ET 805	Steam power plant: 20kW with process control system	93, 241
IPP	Integrated Pilot Plant	240
IUI	Industrial Unit for Inspection	237
MMTS	Mechanical Maintenance Training Skid	236
MPTR	Main Process Training Rig	236
PPT	Process Pump Trainer	238
PST	Phase Separation Trainer	238
WaXTMT	Wellhead and Xmas-Tree Maintenance Trainer	239
WaXTOT	Wellhead and Xmas-Tree Operation Trainer	239

PT		
PT 102	Dimensional metrology, spacer plate	68
PT 104	Dimensional metrology, angle piece	68
PT 105	Dimensional metrology, shaft	68
PT 107	Dimensional metrology, flange housing	68
PT 108	Dimensional metrology, output shaft	68
PT 109	Dimensional metrology, hub	68
PT 500	Machinery diagnostic system, base unit	28, 66, 253
PT 500.04	Computerised vibration analyser	29, 67
PT 500.05	Brake & load unit	29, 67
PT 500.10	Elastic shaft kit	28, 66
PT 500.11	Crack detection in rotating shaft kit	28, 66, 253
PT 500.12	Roller bearing faults kit	28, 66, 253
PT 500.13	Couplings kit	28, 66
PT 500.14	Belt drive kit	28, 66
PT 500.15	Damage to gears kit	28, 66, 253
PT 500.16	Crank mechanism kit	28, 66
PT 500.17	Cavitation in pumps kit	29, 67
PT 500.18	Vibrations in fans kit	29, 67
PT 500.19	Electromechanical vibrations kit	29, 67, 253
PT 501	Roller bearing faults	29, 67
PT 502	Field balancing	26

RT		
RT 010	Training system level control, HSI	75
RT 020	Training system flow control, HSI	75
RT 030	Training system pressure control, HSI	75
RT 040	Training system temperature control, HSI	75
RT 050	Training system speed control, HSI	75, 172
RT 060	Training system position control, HSI	75
RT 304	Calibration trainer	74
RT 306	Adjustment of level sensors	71
RT 310	Calibration station	74
RT 350	Operation of industrial controllers	73
RT 380	Optimization of control loops	73
RT 390	Test stand for control valves	72, 147
RT 395	Maintenance of valves and fittings and actuators	65, 72
RT 396	Pump and valves and fittings test stand	65, 72, 147, 260
RT 450	Process automation training system: base module	78
RT 450.01	Controlled system module: level	78
RT 450.02	Controlled system module: flow	78
RT 450.03	Controlled system module: pressure	78
RT 450.04	Controlled system module: temperature	78

RT 451	Level control	76
RT 452	Flow control	76
RT 453	Pressure control	76
RT 454	Temperature control	76
RT 455	pH value control	76
RT 578	Control of four variables from process engineering	81
RT 580	Control systems and fault finding	81
RT 586	Control of water quality	81
RT 590	Process control engineering experimental plant	81
RT 614	Level control demonstration unit	77
RT 624	Flow control demonstration unit	77
RT 634	Pressure control demonstration unit	77
RT 644	Temperature control demonstration unit	77
RT 674	Flow/level control demonstration unit	77
RT 681	Multivariable control: vacuum degassing	80
RT 682	Multivariable control: stirred tank	80
RT 682	Multivariable control: stirred tank	260
RT 700	Training system: fundamentals of hydraulics	74
RT 701	Components set electrohydraulics	74
RT 710	Hydraulic servo system	74
RT 770	Training system: pneumatics, electro-pneumatics and PLC	74
RT 800	PLC application: mixing process	80

SE		
SE 100	Frame for load testing, 400kN	38
SE 110.12	Lines of influence on the Gerber beam	10
SE 110.14	Elastic line of a beam	14
SE 110.16	Parabolic arch	10
SE 110.17	Three-hinged arch	10
SE 110.18	Forces on a suspension bridge	9
SE 110.19	Investigation of simple stability problems	18
SE 110.20	Deformation of frames	15
SE 110.21	Forces in various single plane trusses	12
SE 110.22	Forces in an indeterminate truss	12
SE 110.29	Torsion of bars	14
SE 110.44	Deformation of trusses	15
SE 110.47	Methods to determine the elastic line	14
SE 110.48	Bending test, plastic deformation	38
SE 110.50	Cable under dead-weight	11
SE 110.53	Equilibrium in a single plane, statically determinate system	8
SE 110.57	Buckling of bars	18
SE 110.58	Free vibrations in a bending beam	24
SE 112	Mounting frame	8
SE 130	Forces in a Howe truss	12
SE 130.01	Truss beam: Warren girder	12
SE 200	MEC - Frame digital & smart	12, 16
SE 200.01	MEC - Forces in trusses	12
SE 200.02	MEC - Forces on a suspension bridge	9
SE 200.03	MEC - Parabolic arch bridge	10
SE 200.04	MEC - Friction on the inclined plane	13
SE 200.05	MEC - Cable forces and pulley blocks	8
SE 200.06	MEC - Three-hinged arch	10
SE 200.07	MEC - Gerber beam	10
SE 200.08	MEC - Buckling	18
SE 200.09	MEC - Deformation of frames	15
SE 200.10	MEC - Torsion of bars	14
SE 200.11	MEC - Elastic line of beams	14
SE 200.21	MEC - Support	17
SE 200.22	MEC - Load unit	17
SE 200.23	MEC - Distance measurement	17
SE 200.24	MEC - Vertical load	17
SE 200.25	MEC - Load	17
SE 200.26	MEC - Distributed load	17
SE 200.27	MEC - Bar set	17

ST		
ST 210	Sanitation fittings training panel	109
ST 250	Cavitation	148, 169
ST 310	Drinking water installation demonstrator	109
ST 320	Pipe cleaning training panel	109
ST 330	Protection of drinking water training panel	109
ST 510	Full-scale sewerage system	109, 165

TM		
TM 110	Fundamentals of statics	8
TM 110.01	Supplementary set – inclined plane and friction	8
TM 110.02	Supplementary set – pulley blocks	8
TM 110.03	Supplementary set – gear wheels	8
TM 115	Forces in a crane jib	8
TM 121	Equilibrium of moments on pulleys	9
TM 122	Equilibrium of moments on a differential pulley block	9
TM 123	Spur gear unit	34, 57
TM 124	Worm gear unit	34, 57
TM 125	Cable winch	34, 57
TM 140	Free and forced torsional vibrations	25
TM 150	Vibration trainer	24
TM 150.02	Free and damped torsional vibrations	25
TM 155	Free and forced vibrations	25
TM 161	Rod and gravity pendulum	24
TM 162	Bifilar / trifilar suspension of pendulums	24
TM 163	Torsional vibrations	24
TM 164	Coil spring vibrations	24
TM 170	Balancing apparatus	26
TM 180	Forces in reciprocating engines	26, 172
TM 182	Vibrations on machine foundations	27
TM 182.01	Piston compressor for TM 182	27
TM 200	Fundamentals of mechanical friction	13
TM 210	Dry friction	13
TM 220	Belt drive and belt friction	13, 34, 57
TM 225	Friction on the inclined plane	13
TM 232	Bearing friction	41, 57
TM 260	Drive unit for tribological investigations	40
TM 260.01	Rolling friction in friction wheels	40
TM 260.02	Elasto-hydrodynamic behaviour	40
TM 260.03	Dynamic friction in pin – disk	40
TM 260.04	Frictional vibrations	40
TM 260.05	Dynamic friction in cylindrical pin – roller	40
TM 260.06	Pressure distribution in journal bearings	40
TM 262	Hertzian pressure	15
TM 280	Pressure distribution in journal bearings	41
TM 282	Friction in journal bearings	41, 57
TM 290	Journal bearing with hydrodynamic lubrication	41
TM 310	Thread testing	33, 55
TM 320	Screw connections testing	33, 55
TM 400	Hooke's law	15
TM 600	Centrifugal force	23
TM 605	Coriolis force	23, 136
TM 610	Rotational inertia	22
TM 611	Rolling disk on inclined plane	22
TM 612	Kinetic model: flywheel	22
TM 620	Bending elasticity in rotors	25, 172
TM 625	Elastic shafts	25
TM 630	Gyroscope	23
TM 632	Centrifugal governor	23, 172

TZ		
TZ 100	Spatial imagination with three-view display	30, 44
TZ 110	Cylindrical models with cuts parallel to axis	44
TZ 120	Cylindrical models with slanted cuts	44
TZ 130	Prismatic models with cuts parallel to edges	44

TZ 140	Prismatic models with slanted cuts	44
TZ 200.01	Assembly exercise: bending press	30, 45
TZ 200.07	Assembly exercise: lever shear	30, 45
TZ 300	Assembly exercise: lever press	30, 45

VS		
VS 101	Cutaway model: underground hydrant	52, 158
VS 102	Cutaway model: resilient seated gate valve	52, 158
VS 103	Cutaway model: screw down valve	52, 158
VS 104	Cutaway model: changeover valve	52, 158
VS 105	Cutaway model: gas meter	52, 158
VS 106	Cutaway model: backflow preventer	53, 159
VS 107	Cutaway model: non-return butterfly valve	53, 159
VS 108	Cutaway model: water meter	53, 159
VS 109	Cutaway model: strainer	53, 159

WL		
WL 102	Change of state of gases	84, 134, 170
WL 103	Expansion of ideal gases	84, 134
WL 110	Heat exchanger supply unit	89, 171, 247, 261
WL 110.01	Tubular heat exchanger	89, 171, 247, 261
WL 110.02	Plate heat exchanger	89, 171, 247, 261
WL 110.03	Shell & tube heat exchanger	89, 171, 247, 261
WL 110.04	Stirred tank with double jacket and coil	89, 171, 247, 261
WL 110.05	Finned tube heat exchanger	89, 171, 247, 261
WL 201	Fundamentals of humidity measurement	84, 124
WL 202	Fundamentals of temperature measurement	71, 84, 134
WL 203	Fundamentals of pressure measurement	84, 134
WL 204	Vapour pressure of water – Marcet boiler	85, 134, 170
WL 205	Vapour pressure curve of water – Marcet boiler	85, 134, 170
WL 210	Evaporation process	85, 170
WL 220	Boiling process	85, 170
WL 225	Heat transfer in the fluidised bed	91
WL 230	Condensation process	85, 170
WL 302	Heat transfer in the tubular heat exchanger	90
WL 308	Heat transfer in pipe flow	89
WL 312	Heat transfer in air flow	90, 129
WL 312.01	Heat transfer with plain tubes	129
WL 312.02	Heat transfer with finned tubes	129
WL 312.03	Heat transfer on refrigerant evaporator	129
WL 314	Convective heat transfer in air flow	88
WL 314.01	Heat transfer in pipes in parallel flow	88
WL 314.02	Heat transfer in pipes in mixed flow	88
WL 314.03	Heat transfer in a tube	88
WL 315.01	Shell & tube heat exchanger steam/water	90
WL 315C	Comparison of various heat exchangers	90, 247
WL 320	Wet cooling tower	91, 124, 171
WL 320.01	Cooling columns, type 2	91, 124, 171
WL 320.02	Cooling columns, type 3	91, 124, 171
WL 320.03	Cooling columns, type 4	91, 124, 171
WL 320.04	Cooling columns, type 5	91, 124, 171
WL 362	Energy transfer by radiation	86
WL 372	Radial and linear heat conduction	87, 170
WL 376	Thermal conductivity of building materials	87, 261
WL 377	Convection and radiation	86, 245
WL 420	Heat conduction in metals	87
WL 422	Heat conduction in fluids	87
WL 430	Heat conduction and convection	86
WL 440	Free and forced convection	86, 170
WL 460	Heat transfer by radiation	86
WL 900	Steady-state and non-steady-state heat conduction	87
WL 920	Temperature measurement	84

WP		
WP 100	Deformation of bars under bending or torsion	14
WP 120	Buckling behaviour of bars	18
WP 121	Demonstration of Euler buckling	18
WP 130	Verification of stress hypotheses	19
WP 140	Fatigue strength test	39
WP 300	Materials testing, 20 kN	38
WP 310	Materials testing, 50 kN	38
WP 400	Impact test, 25 Nm	38
WP 410	Impact test, 300 Nm	38
WP 500	Torsion test, 30 Nm	39
WP 510	Torsion test 200 Nm, motor drive	39
WP 600	Creep rupture test	39
WP 950	Deformation of straight beams	14
WP 960	Beam on two supports: shear force & bending moment diagrams	11
WP 961	Beam on two supports: shear force diagram	11
WP 962	Beam on two supports: bending moment diagram	11



Contact

G. U. N. T. Gerätebau GmbH

Hanskampring 15-17
22885 Barsbuettel
Germany

+49 40 6708 54-0

sales@gunt.de

www.gunt.de



Visit our website
www.gunt.de